

# KR JOHNSON

CONNECTION SPECIALISTS



# CONNECTION SPECIALIST

## SIMPLIFY YOUR SUPPLY CHAIN

Globally Sourced Inventory  
Multiple Stocked Product Lines  
Extensive Kitting Capabilities  
Personalized Packing Options  
Centrally Located



13851 W. 101st Street, Lenexa, KS 66215

Email [sales@krjohnson.com](mailto:sales@krjohnson.com) Toll-Free 800-255-0298 Fax 913-599-5108

[krjohnson.com](http://krjohnson.com)

# OUR POLICY

## TERMS

Standard terms are 2/10 N30. Accounts must be in current standing to apply the discount. The 10 day discount period is from the invoice date not the receipt date by customer. KRJ reserves the right to hold any shipments for past due accounts.

Statements will be sent out monthly or available upon request.

## SHIPPING

Material will ship out as Prepay/Add on small package or truck shipments unless customer specific routing instructions are provided. Drop shipments will always be prepay/add rather than shipping on customer freight accounts.

## DAMAGED, LOST, SHORT

Lost goods are the responsibility of the carriers. In the instance of a damaged shipment, please keep the damaged box and take pictures of the pallet if a truck shipment. KRJ will assist in replacing the missing material, locating the missing freight, and filing of the claim against the carrier for those shipments originated by KRJ as freight prepaid or prepaid/add.

Shortages must be reported within 10 working days of receiving the goods to receive credit.

Confirm the count on the packing list to verify a true shortage. When receiving a pallet, please note the box quantity on the Bill of Lading before signing for the shipment.

## RETURN POLICY

All returns must be accompanied by a KRJ provided Returned Goods Authorizations (RGA) as the packing list.

Returns must have been purchased within the last 12 calendar months and in the original condition. If parts have been installed or prepped for installation, they cannot be returned.

KRJ will not be responsible for freight on any customer returns unless specifically stated.

For standard KRJ stock items, returns will have a 15% restocking fee or an equal offsetting order. On special order or non-stock items, if returnable, KRJ will advise customer of the additional restock fee and freight cost to return material to our vendor.

Returns or credit will not be issued for items that are modified parts or customer specific specials.

## CREDITS

No cash credits are issued. All credits remain on account to be used for additional goods or to be applied against open payables.

## WARRANTY

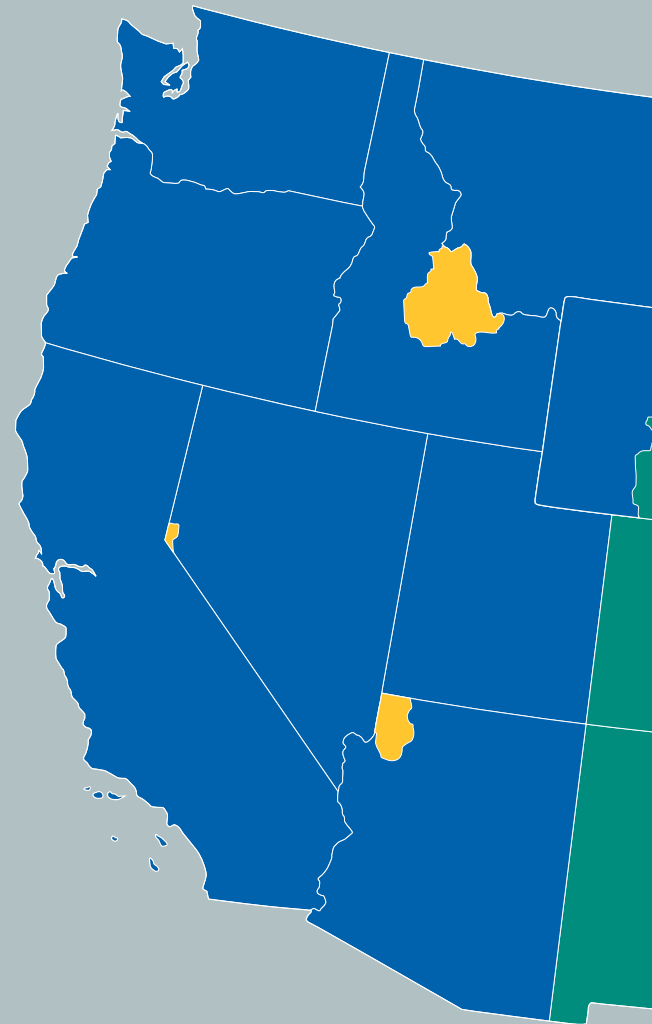
For a period of 1 year, from the date of shipping from KRJ's warehouse (the "Warranty Period"), KRJ warrants its products to be free of defects and meet standard performance and material specs designated for that product. This warranty does not apply to customer designed specials.

If the product is damaged as a result of not being properly installed or maintained or is modified, misused, improperly used or the customer fails to follow KRJ or manufacturer's installation, use or recommendation, this warranty is automatically voided.

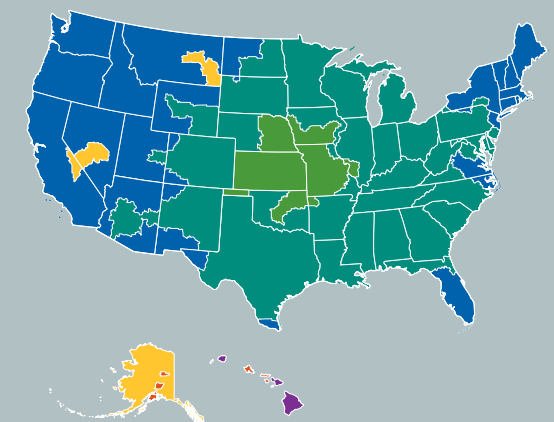
Any warranty claim must be filed with KRJ in writing within the Warranty Period and the customer's exclusive remedy with respect to any type of claim whatsoever shall be limited to a refund of the purchase price of the material or replacement of the material at KRJ's discretion.

This is KRJ's sole and exclusive warranty with respect to its products. KRJ makes no other warranty of any kind whatever, express or implied, and all implied warranties of merchantability and fitness for a particular purpose are hereby expressly disclaimed by KRJ and excluded from this agreement. KRJ shall have no liability whatsoever for any special, indirect or consequential damages, even if KRJ has been advised of the possibility of such damages.

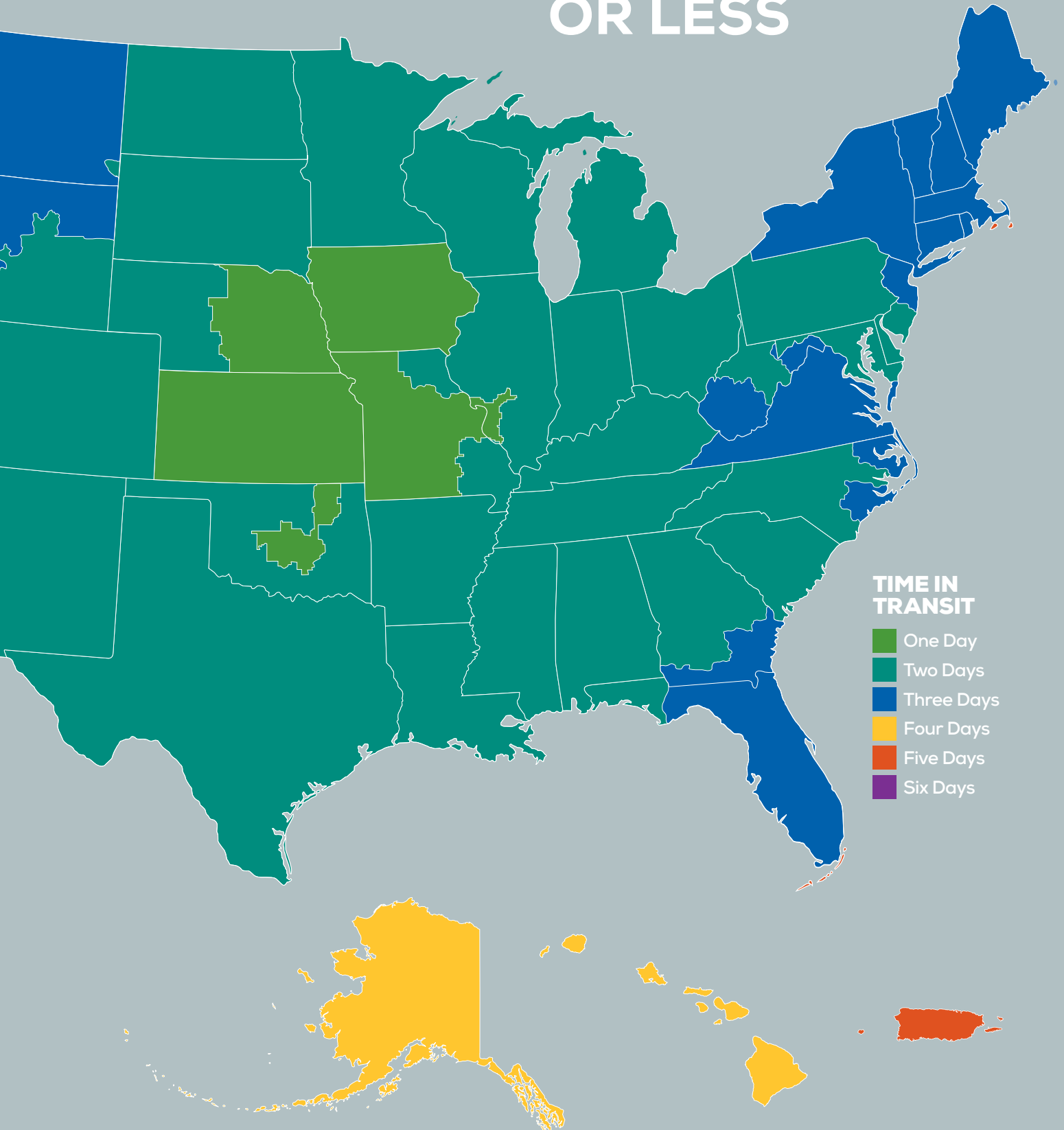
## UPS



## FED EX



# 95% OF THE U.S. SHIPS IN 3 DAYS OR LESS



# TABLE OF CONTENTS

## VISUAL INDEX

6

## ADAPTERS

28

Fitting Guide .....	29
Pipe Swivel Adapters.....	32
Hydraulic Pipe.....	35
JIC Adapters.....	37
Bulkhead Adapters.....	42
SAE O-Ring Adapters.....	43
Restrictions.....	47
Face Seal Adapters.....	48
British & Metric Adapters.....	51
Steel Hose Barb Fittings.....	55
Pipe Nipple.....	57
Black Pipe.....	58

## QUICK DISCONNECTS

60

Quick Disconnect & Check Valves.....	61
--------------------------------------	----

## VALVES

65

Brass & Carbon Steel Valves.....	66
----------------------------------	----

## LIVE SWIVELS

67

Live Swivels.....	68
-------------------	----

## HOSE PROTECTION

70

Nylon Sleeve.....	71
Spiral Wrap.....	72

## FLANGE

73

Code 61 Flange Adapters.....	74
Code 61 Flange Pad Fittings.....	75
Code 62 Flange Adapters.....	77
Code 62 Flange Pad Fittings.....	78

## BRASS

80

Brass Pipe Adapters.....	81
Brass Hose Barbs.....	84
Brass Push-Lock Hose Fittings.....	86
Brass Garden Hose Barb Fittings.....	87
Brass Garden Hose Adapters.....	88
Brass Compression.....	89
Poly-Push.....	91

## DOT & AIR BRAKE

92

Inverted Flare.....	93
DOT Fittings.....	96
Nylon Air Brake.....	97
Drain & Shutoff Cocks.....	100
Needle Valves.....	101

## TECHNICAL INFO

102

Thread Identification.....	103
Pressure Ratings.....	104
Live Swivels.....	105
Pipe.....	106
JIC Adapters.....	108
SAE O-Ring.....	110
Face Seal.....	112
British Thread.....	114
Metric Thread.....	116

# OUR STORY

In 1925 Frank Black and his nephew Kenneth R. Johnson started a family owned business. Over time there have been numerous changes in technology, business, and the global market place. After 90 years we remain family owned and continue their legacy of **integrity** and **customer service** at KRJ.

Our central focus is taking care of you, the customer. From our extensive inventory, special packaging abilities, and central location in the US, our goal every day is to make your business flow smoothly. Every employee at KRJ is empowered to make sure that your expectations are exceeded every day.

Our KRJ family has over 200 years of combined experience to serve you. With our extensive knowledge of hydraulic hose, adapters, and components, we can solve and supply the solution to your most challenging hydraulic issues.

As industry and technology have changed over time, our emphasis on **hard-work**, **accountability** and **customer service** has remained constant throughout the 90 year history of our KRJ family. As you look through our new expanded catalog, please feel free to reach out to us at [sales@krjohnson.com](mailto:sales@krjohnson.com) or **1-800-255-0298** to answer your questions.

KR JOHNSON



**WE LOOK FORWARD TO  
EARNING YOUR BUSINESS AS  
YOUR CONNECTION SPECIALIST.**

# ADAPTERS

## PIPE SWIVEL ADAPTERS

**1404**



Male Pipe Swivel Adapter  
Page 32

**1405**



Female Pipe Swivel Adapter  
Page 32

**1406**



Pipe Swivel Union  
Page 32

**1501**



90° Male Pipe Swivel Elbow  
Page 32

**1501LL**



90° Male Pipe Swivel Elbow-XL  
Page 32

**1502**



90° Female Pipe Swivel Elbow  
Page 32

**1503**



45° Male Pipe Swivel Elbow  
Page 32

**1504**



45° Female Pipe Swivel Elbow  
Page 32

**1601**



Male Pipe Swivel Tee  
Page 32

**1602**



Pipe Swivel Branch Tee  
Page 32

**1603**



Female Pipe Swivel Tee  
Page 32

**6900**



O-Ring/Female Pipe Swivel Adapter  
Page 33

**6901**



90° O-Ring/Female Pipe Swivel Elbow  
Page 33

**6902**



45° O-Ring/Female Pipe Swivel Elbow  
Page 33

## HYDRAULIC PIPE

**5000**



Hex Pipe Coupling  
Page 34

**5404**



Hex Pipe Nipple  
Page 34

**5405**



Pipe Adapter  
Page 34

**5406**



Hex Reducer Bushing  
Page 34

**5406C**



Hex Pipe Cap  
Page 34

**5406F**



Hollow Hex Flush Plug  
Page 34

**5406H**



Hollow Hex Pipe Plug  
Page 35

**5406P**



Hex Head Plug  
Page 35

**5406S**



Square Head Pipe Plug  
Page 35

**5500**



90° Male Pipe Elbow  
Page 35

**5501**



45° Male Pipe Elbow  
Page 35

**5502**



90° Street Elbow  
Page 35

## ADAPTERS

## HYDRAULIC PIPE

**5503**45° Street Elbow  
Page 35**5504**90° Female  
Pipe Elbow  
Page 36**5505**45° Female  
Pipe Elbow  
Page 36**5600**Male Pipe Tee  
Page 36**5601**Pipe Tee  
Page 36**5602**Male Run Tee  
Page 36**5603**Pipe Tee  
Page 36**5604**Male Branch Tee  
Page 36**5605**Female Pipe Tee  
Page 36**5652**Female Pipe Cross  
Page 36**5655**Pipe Cross  
Page 36

## JIC ADAPTERS

**0304C**Tube CAP  
Page 37**0306**Bulkhead Lock Nut  
Page 37**0318**Tube Nut  
Page 37**0319**Tube Sleeve  
Page 37**0403**Braze Tube Union  
Page 37**518**Non-Flare Tube Nut  
Page 37**519**Non-Flare  
Tube Sleeve  
Page 37**2403**Tube Union  
Page 37**2404**Male Connector  
Page 37**2404L**Long Male  
Connector  
Page 37**2405**Female Connector  
Page 38**2406**Tube Reducer/  
Expander  
Page 38**2408**Plug  
Page 38**2500**90° Union Elbow  
Page 38**2501**Male 90° Elbow  
Page 38**2501L**Long Male 90° Elbow  
Page 39**2501LL**Extra Long Male  
90° Elbow  
Page 39**2502**Female 90° Elbow  
Page 39



# ADAPTERS

## JIC ADAPTERS

**2503**


Male 45° Elbow  
Page 39

**2504**


Union 45° Elbow  
Page 39

**2505**


45° Female Elbow  
Page 39

**2601**


Male Branch Tee  
Page 39

**2602**


Female Branch Tee  
Page 39

**2603**


Union Tee  
Page 39

**2605**


Male Run Tee  
Page 40

**2606**


Female Run Tee  
Page 40

**2650**


Union Cross  
Page 40

## FEMALE JIC SWIVEL ADAPTER

**6500**


Female JIC Swivel 90° Elbow  
Page 41

**6501**


Female JIC Swivel/  
Male Pipe 90°  
Elbow  
Page 41

**6502**


45° Female JIC Swivel Elbow  
Page 41

**6503**


Female JIC Swivel/Female Pipe 90° Elbow  
Page 41

**6504**


Female JIC Swivel Connector  
Page 41

**6505**


Female JIC Swivel/Male Pipe  
Page 41

**6506**


Female JIC Swivel/Female Pipe  
Page 41

**6509**


Female JIC Coupling  
Page 41

**6600**


Female JIC Swivel Branch Tee  
Page 41

**6602**


Female JIC Swivel Run Tee  
Page 41

## BULKHEAD ADAPTERS

**2700**


Bulkhead Union  
Page 42

**2701**


90° Bulkhead Elbow  
Page 42

**2702**


45° Bulkhead Elbow  
Page 42

**2703**


Bulkhead Branch Tee  
Page 42

**2704**


Bulkhead Run Tee  
Page 42

**2705**


Female Pipe Bulkhead  
Page 42

# ADAPTERS

## BULKHEAD ADAPTERS

### 2706



Male Pipe/JIC  
Bulkhead  
Page 42

### 2708



Male Pipe Bulkhead  
Page 42

### 2709



O-Ring Bulkhead  
Page 42

## SAE O-RING ADAPTERS

### 6400



SAE O-Ring  
Connector  
Page 43

### 6400L



Long O-Ring  
Connector  
Page 43

### 6401



O-Ring Boss/Male  
Pipe Adapter  
Page 43

### 6402



O-Ring/Female  
JIC Swivel Adapter  
Page 43

### 6403NWO



Adjustable  
O-Ring Union  
Page 43

### 6404



Female O-Ring  
Pipe Adapter  
Page 44

### 6405



O-Ring to Female  
Pipe Adapter  
Page 44

### 6408



Hex Head  
O-Ring Plug  
Page 44

### 6408HHP



Hollow Hex Head  
O-Ring Plug  
Page 44

### 6410



O-Ring Port Reducer  
Page 44

### 6420



O-Ring Pipe Coupling  
Page 44

### 6425



O-Ring Coupling  
Page 44

### 6801



90° SAE  
O-Ring Elbow  
Page 45

### 6801L



Long 6801  
Page 45

### 6801LL



Extra Long 6801  
Page 45

### 6802



45° SAE  
O-Ring Elbow  
Page 45

### 6803



SAE O-Ring  
Branch Tee  
Page 45

### 6804



SAE O-Ring  
Run Tee  
Page 45

### 6805



O-Ring/Female  
Pipe 90° Elbow  
Page 46

### 6806



O-Ring/Male  
Pipe 90° Elbow  
Page 46

### 6807



Adjustable  
O-Ring 90° Elbow  
Page 46

### 6809



Female JIC Swivel/  
O-Ring 90° Elbow  
Page 46

### 6815



Male/Female  
O-Ring 90° Elbow  
Page 46

# ADAPTERS

## RESTRICTIONS

### 1404R



Male Pipe Swivel Adapter  
Page 47

### 1501R



90° Male Pipe Swivel Elbow  
Page 47

### 2404R



Male Connector  
Page 47

### 2406R



Tube Reducer/Expander  
Page 47

### 2501R



Male Elbow  
Page 47

### 5405R



Pipe Adapter  
Page 47

### 5406R



Pipe Plug  
Page 47

### 6400R



SAE O-Ring Connector  
Page 47

### 6801R



90° SAE O-Ring Elbow  
Page 47

### 6901R



90° O-Ring/Female Pipe Swivel Elbow  
Page 47

### FS6400R



Flat Face SAE O-Ring Connector  
Page 47

### FS6801R



Flat Face SAE O-Ring Elbow  
Page 47

## FACE SEAL ADAPTERS

### 90FS



Flat Face O-Ring  
Page 48

### FS2401



Flat Face Male JIC Connector  
Page 48

### FS2403



Male Flat Face Union  
Page 48

### FS2404



Flat Face Male Pipe Connector  
Page 48

### FS2406



Flat Face Tube Reducer  
Page 48

### FS2408



Male Flat Face Plug  
Page 48

### FS2500



90° Male Flat Face Elbow  
Page 48

### FS2501



Flat Face 90° Male Pipe Elbow  
Page 48

### FS2503



Flat Face 45° Male Pipe Elbow  
Page 48

### FS2601



Male Flat Face Branch Pipe Tee  
Page 48

### FS2603



Male Flat Face Union Tee  
Page 48

### FS2650



Male Flat Face Cross  
Page 48

### FS2700



Male Flat Face Bulkhead Union  
Page 49

### FS2701



Male Flat Face 90° Bulkhead Union  
Page 49

### FS2702



Male Flat Face 45° Bulkhead Union  
Page 49

### FS2703



Male Flat Face Bulkhead Tee  
Page 49

### FS2704



Male Flat Face Bulkhead Run Tee  
Page 49

### FS304C



Flat Face Cap  
Page 49

# ADAPTERS

## FACE SEAL ADAPTERS

### FS306



Flat Face BulkHead Lock Nut  
Page 49

### FS318



Flat Face Braze Tube Nut  
Page 49

### FS319



Flat Face Braze Sleeve  
Page 49

### FS6400



Flat Face SAE O-Ring Connector  
Page 49

### FS6400L



Flat Face SAE O-Ring Connector-Long  
Page 49

### FS6402



Female Flat Face O-Ring Connector  
Page 49

### FS6500



Flat Face 90° Elbow  
Page 50

### FS6502



Flat Face 45° Elbow  
Page 50

### FS6504



Male Flat Face Female JIC Connector  
Page 50

### FS6508



Female Flat Face Male JIC Connector  
Page 50

### FS6600



Flat Face Swivel Branch Tee  
Page 50

### FS6602



Flat Face Swivel Run Tee  
Page 50

### FS6801



Male Flat Face 90° SAE Elbow  
Page 50

### FS6802



Male Flat Face 45° SAE Elbow  
Page 50

### FS6803



Flat Face SAE O-Ring Branch Tee  
Page 50

### FS6804



Flat Face SAE O-Ring Run Tee  
Page 50

### FS6809



Female Flat Face 90° SAE Elbow  
Page 50

## BRITISH & METRIC ADAPTERS

### B3401



Male BSPP Pipe Adapter  
Page 51

### B3402




Male BSPP X Female JIC Swivel  
Page 51

### B3404



Male BSPT X Male JIC Adapter  
Page 51

### B3405



Male JIC X Female BSPP  
Page 51

### B3406



BSPP Cap  
Page 51

### B3408



BSPP Hex Head Plug  
Page 51

### B3408H



BSPP Hollow Hex Plug  
Page 51

### B3455



Male BSPP X Female Pipe Adapter  
Page 51

### B3501



Male JIC X Male BSPT 90° Elbow  
Page 52

### B3504



Male JIC X Female BSPP Swivel  
Page 52

### B3505



Male BSPP X Female BSPP Swivel  
Page 52

### B3506



Female BSPP X JIC Female  
Page 52

# ADAPTERS

## BRITISH & METRIC ADAPTERS

### B3508



Male BSPT Plug  
Page 52

### B3800



Male JIC X Male BSPP Connector  
Page 52

### B3800HS



Male JIC X Male BSPP Hard Seat Connector  
Page 52

### B3801



Male JIC X Male BSPP 90° Elbow  
Page 52

### B3802



Male JIC X Male BSPP 45° Elbow  
Page 52

### DS



BSPP Dowty Seal  
Page 52

### DM



Metric Dowty Seal  
Page 53

### M3504



Male JIC X Metric Female Swivel  
Page 53

### M7400



Male JIC X Male Metric Connector  
Page 53

### M7408



Metric Parallel Plug  
Page 53

### M7408H



Metric Hollow Hex Plug  
Page 53

### M7455



Metric Parallel X Female Pipe  
Page 53

### M7801



Male JIC X Male Metric 90° Elbow  
Page 53

## STEEL HOSE BARB FITTINGS

### 4404



Male Pipe Beaded Hose Insert  
Page 55

### 4444



Hose Barb X Male NPTF Pipe  
Page 55

### 4445



Hose Barb X Female JIC  
Page 55

### 4450



Hose Barb X Code 61 Flange  
Page 55

### 4459



Hose Barb X Code 61 Flange 90° Elbow  
Page 55

### 4460



Hose Barb X Code 61 Flange 45° Elbow  
Page 55

### 4501



90° Elbow Male Pipe Beaded Hose Insert  
Page 55

### 4503



45° Elbow Male Pipe Beaded Hose Insert  
Page 55

### 4601



90° Elbow Male O-Ring Beaded Hose Insert  
Page 56

### 4603



45° Elbow Male O-Ring Beaded Hose Insert  
Page 56

### 4604



Male O-Ring Beaded Insert  
Page 56

# ADAPTERS

## PIPE NIPPLES

### BP5400



Sch 40 Black Pipe  
Page 57

### 5400N



Sch 80  
Seamless Pipe  
Page 57

### 5404N



Hydraulic  
Pipe Nipple  
Page 57

## BLACK PIPE

### BP3250



Union  
Page 58

### BP5000



Merchant Coupling  
Page 58

### BP5400



Nipple  
Page 58

### BP5406



Bushing  
Page 58

### BP5406C



Cap  
Page 58

### BP5406S



Square Head Plug  
Page 58

### BP5406SQH



Allen Head Plug  
Page 58

### BP5502



90° Street Elbow  
Male NPTF  
Page 58

### BP5503



45° Street Elbow  
Page 59

### BP5504



Female Pipe  
90° Elbow &  
Reducing Elbow  
Page 59

### BP5505



Female Pipe  
45° Elbow  
Page 59

### BP5605



Female Pipe Tee  
& Reducing Tee  
Page 59

### BP5652



Black Pipe Female  
Pipe Cross  
Page 59

# QUICK DISCONNECTS

## QUICK DISCONNECTS - INDUSTRIAL INTERCHANGE

### QD1000



Complete Coupler  
Page 61

### QD1010



Male Tip Pipe  
Page 61

### QD1050



Female Coupler Pipe  
Page 61

### QD1015



Male Tip O-Ring  
Page 61

### QD1055



Female Coupler  
O-Ring  
Page 61

### CAPS & PLUGS



Page 61

# QUICK DISCONNECTS

## QUICK DISCONNECTS - AGRICULTURAL INTERCHANGE

### QD2000



Complete Coupler  
Page 62

### QD2010



Male Tip Pipe  
Page 62

### QD2050



Female Coupler Pipe  
Page 62

### QD2015



Male Tip O-Ring  
Page 62

### QD2055



Female Coupler O-Ring  
Page 62

### QD CAPS & PLUGS



Page 62

## 10000 PSI JACK COUPLERS - SCREW TOGETHER

### QD3000



Complete Coupler  
Page 62

### QD3010



Male Tip Pipe  
Page 62

### QD3050



Female Coupler Pipe  
Page 62

### QD CAPS & PLUGS



Page 62

## ISO 16028 FLAT FACE

### QD4100



Complete Coupler  
Page 63

### QD4110



Male Tip Pipe  
Page 63

### QD4150



Female Coupler Pipe  
Page 63

### QD4105



Complete Coupler  
Page 63

### QD4115



Male Tip O-Ring  
Page 63

### QD4155



Female Coupler O-Ring  
Page 63

## ISO 16028 FLAT FACE

### QD4510



Male Tip Connect Under Pressure Pipe  
Page 63

### QD4515



Male Tip Connect Under Pressure Pipe  
Page 63

## QUICK DISCONNECTS

### ISO A COUPLER

#### QD5000



Complete Coupler  
Page 64

#### QD5010



Male Tip Pipe  
Page 64

#### QD5050



Female Coupler Pipe  
Page 64

#### QD5015



Male Tip O-Ring  
Page 64

#### QD5055



Female Coupler  
O-Ring  
Page 64

#### QD CAPS & PLUGS



Page 64

### WING STYLE COUPLER

#### QDWINGM



Male Wing Tip  
Page 64

#### QDWINGF



Female Wing  
Coupler  
Page 64

#### QD CAPS & PLUGS



Page 64

### CHECK VALVES

#### QDCV



Check Valve  
Page 64

## VALVES

### HIGH & LOW PRESSURE VALVES

#### DFBV



600 PSI  
WOG Ball Valve  
Available in SS  
Page 66

#### GVT



200 PSI  
WOG Valve  
Page 66

#### HPBV



Carbon Steel High  
Pressure Ball Valve  
Page 66



## LIVE SWIVELS

### LIVE WORKING SWIVELS

#### LV1404



Male Pipe X Female  
Pipe Swivel  
*Page 68*

#### LV1501



Male Pipe X Female  
NPSM 90° Elbow  
*Page 68*

#### LV1502



Female Pipe X  
Female NPSM  
90° Elbow  
*Page 68*

#### LV2403



Male JIC X Male  
JIC Union  
*Page 68*

#### LV2405



Male JIC X  
Female Pipe Rigid  
*Page 68*

#### LV2406



Male JIC X  
Female JIC Rigid  
*Page 68*

#### LV2500



Male JIC X Male  
JIC 90° Elbow  
*Page 68*

#### LV2501



Male JIC X Male  
Pipe 90° Elbow  
*Page 68*

#### LV2502



Male JIC X Female  
NPTF Pipe 90° Elbow  
*Page 68*

#### LV5000



Female Pipe X  
Female Pipe Union  
*Page 68*

#### LV5405



Male Pipe X  
Female NPTF Rigid  
*Page 68*

#### LV5500



Male Pipe X Male  
Pipe 90° Elbow  
*Page 68*

#### LV5502



Male Pipe X  
Female NPTF  
90° Street Elbow  
*Page 69*

#### LV5504



Female Pipe X  
Female Pipe  
90° Elbow  
*Page 69*

#### LV6400



Male JIC X Male  
O-Ring Connector  
*Page 69*

#### LV6801



Male JIC X Male  
O-Ring 90° Elbow  
*Page 69*

#### LV6815



Male O-Ring X  
Female O-Ring  
90° Elbow  
*Page 69*

#### LV6901



Male O-Ring X  
Female Pipe  
90° Elbow  
*Page 69*

#### LVSS



Seal  
Replacement Kit  
*Page 69*

## HOSE PROTECTION

### NYLON SLEEVE

#### PROJAC



Nylon Protective  
Sleeve  
*Page 71*

# HOSE PROTECTION

## SPIRAL WRAP

### PROWRAP



Plastic Spiral Wrap  
Page 72

# FLANGE

## CODE 61 FLANGE ADAPTERS

### 6100AF



Code 61 Male JIC  
Straight Adapter  
*Forged Body Style*  
Page 74

### 6100



Code 61 Male JIC  
Straight Adapter  
*Tube Body Style*  
Page 74

### 6145AF



Code 61  
Male JIC 45° Elbow  
*Forged Body Style*  
Page 74

### 6145



Code 61  
Male JIC 45° Elbow  
*Tube Body Style*  
Page 74

### 6190AF



Code 61  
Male JIC 90° Elbow  
*Forged Body Style*  
Page 74

### 6190



Code 61  
Male JIC 90° Elbow  
*Tube Body Style*  
Page 74

### 7100AF



Code 61 Male Boss  
Straight Adapter  
*Forged Body Style*  
Page 74

### 8100AF



Code 61 Male Flat  
Face Straight Adapter  
*Forged Body Style*  
Page 74

### 8145AF



Code 61 Male  
Flat Face 45° Elbow  
*Forged Body Style*  
Page 74

### 8190AF



Code 61 Male  
Flat Face 90° Elbow  
*Forged Body Style*  
Page 74

## CODE 61 FLANGE PAD FITTINGS

### 6895



Code 61 Tube Flange  
Head Fitting  
Page 75

### 6896



Code 61 Flange Plug  
Page 75

### CP



Flange  
Connector Plate  
Page 75

### SF



Code 61 Split  
Flange Half  
Page 75

### SFBKIT



Code 61 Split  
Flange Bolt Kit  
Page 75

### SFK



Code 61 Split  
Flange Kit  
Page 75

# FLANGE

## CODE 61 FLANGE PAD FITTINGS

### AS



Code 61 Gage  
O-Ring Spacer  
Page 75

### W04



Code 61 Flat Socket  
Weld Pipe Flange Pad  
Page 75

### W04K



W04 Flange Pad  
W/FLPBKIT  
Page 75

### W36



Code 61 Blanking  
Flange Pad  
Page 75

### W43



Code 61 Female  
Pipe Flange Pad  
Page 75

### W43K



W43 Flange Pad  
W/FLPBKIT  
Page 75

### W46



Code 61 Female  
O-Ring Port Flange  
Page 76

### W46K



W46 Flange Pad  
W/FLPBKIT  
Page 76

### W61



Code 61 Flat  
Socket Weld Pipe  
Companion Flange  
Page 76

### W104



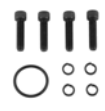
Code 61 Female Pipe  
Companion Flange  
Page 76

### W106



Code 61 Female  
O-Ring Companion  
Flange  
Page 76

### FLPBKIT



Code 61 Flange  
Pad Bolt Kit  
Page 76

## CODE 62 FLANGE ADAPTERS

### 6200AF



Code 62 Male JIC  
Straight Adapter  
*Forged Body Style*  
Page 77

### 6200



Code 62 Male JIC  
Straight Adapter  
*Tube Body Style*  
Page 77

### 6245AF



Code 62 Male  
JIC 45° Elbow  
*Forged Body Style*  
Page 77

### 6245



Code 62 Male  
JIC 45° Elbow  
*Tube Body Style*  
Page 77

### 6290AF



Code 62 Male  
JIC 90° Elbow  
*Forged Body Style*  
Page 77

### 6290



Code 62 Male  
JIC 90° Elbow  
*Tube Body Style*  
Page 77

### 7200AF



Code 62 Male Boss  
Straight Adapter  
*Forged Body Style*  
Page 77

### 8200AF



Code 62 Male Flat  
Face Straight Adapter  
*Forged Body Style*  
Page 77

### 8245AF



Code 62 Male Flat  
Face 45° Elbow  
*Forged Body Style*  
Page 77

### 8290AF



Code 62 Male Flat  
Face 90° Elbow  
*Forged Body Style*  
Page 77

## CODE 62 FLANGE PAD FITTINGS

### 6898



Code 62 Brazed  
Flange Head Fitting  
Page 78

### 6899



Code 62 Flange Plug  
Page 78

### SFX



Code 62 Split  
Flange Half  
Page 78

### SFXBKIT



Code 62 Split  
Flange Bolt Kit  
Page 78

### SFXK



Code 62 Split  
Flange Kit  
Page 78

### W44



Code 62 Female  
Pipe Flange Pad  
Page 78

# FLANGE

## CODE 62 FLANGE PAD FITTINGS

### W44K



W44 Flange Pad  
W/FLPXBKIT  
Page 78

### W45



Code 62 Flat  
Face Female Pipe  
Flange Pad  
Page 78

### W48



Code 62 Female  
O-Ring Port Flange  
Page 78

### W48K



W48 Flange Pad  
W/FLPXBKIT  
Page 78

### W49



Code 62 Flat Face  
SAE Straight Thread  
Page 78

### W59



Code 62 Socket  
Weld Flange-Pipe  
Page 78

### W59K



W59 Flange Pad  
W/FLPXB-KIT  
Page 79

### W60



Code 62 Pipe  
Companion Socket  
Weld Flange  
Page 79

### FLPXB-KIT



Code 62 Flange  
Pad Bolt Kit  
Page 79

# BRASS

## BRASS PIPE ADAPTERS

### 3120



Pipe Lock Nut  
Page 81

### 3129



Pipe Cap  
Page 81

### 3149



Hex Socket Pipe Plug  
Page 81

### 3150



Slotted Pipe Plug  
Page 81

### 3151



Square Head  
Pipe Plug  
Page 81

### 3152



Hex Head Pipe Plug  
Page 81

### 3200



Pipe Adapter  
Page 81

### 3220



Hex Reducer  
Bushing  
Page 81

### 3250



3 Piece Pipe Union  
Page 81

### 3300



Pipe Coupling  
Page 81

### 3300BH



Female Bulkhead  
Connector  
Page 81

### 3325



Hex Pipe Nipple  
Page 81

### 3326



Close Nipple  
Page 82

### 3327



Long Nipple  
Page 82

### 3350



45° Street Elbow  
Page 82

### 3390



Male Pipe Elbow  
Page 82

### 3400



Street Elbow  
Page 82

### 3500



Female Elbow  
Page 82

# BRASS

## BRASS PIPE ADAPTERS

**3545**



45° Female Elbow  
Page 82

**3600**



Female Branch Tee  
Page 83

**3700**



Female Pipe Tee  
Page 83

**3750**



Street Tee  
Page 83

**3900**



Male Pipe Tee  
Page 83

**3950**



Pipe Cross  
Page 83

**4050**



Ballseat Union  
Page 83

**4051**



Ballseat Adapter  
Page 83

**4067**



Left Hand Welding  
Hose Adapter  
Page 83

**4069**



Right Hand Welding  
Hose Adapter  
Page 83

## BRASS HOSE BARB

**4100**



Hose Barb Splicer  
Page 84

**4102**



Male Pipe  
Hose Insert  
Page 84

**4104**



Male Pipe Hose Barb  
Page 84

**4104S**



Male Pipe Swivel  
Hose Barb  
Page 84

**4105**



Female Pipe  
Hose Barb  
Page 84

**4105S**



Female NPSM  
Swivel Hose Barb  
Page 84

**4107**



45° Male Pipe  
Hose Barb  
Page 84

**4109**



90° Male Pipe  
Hose Barb  
Page 84

**4111**



Female 45° Swivel  
Hose Barb  
Page 85

**4112**



Female JIC 37°  
Swivel Hose Barb  
Page 85

**4115**



Male Inverted Flare  
Hose Barb  
Page 85

**4117**



Left Hand Welding  
Hose Barb  
Page 85

**4119**



Right Hand Welding  
Hose Barb  
Page 85

**4179**



Hose Barb  
Tee Splicer  
Page 85

## BRASS

## BRASS PUSH-LOCK HOSE FITTINGS

**4120**Hose Splicer  
Page 86**4121**SAE 45° Swivel  
Page 86**4122**Female 37° Swivel  
Page 86**4124**Male NPTF Pipe  
Page 86**4124S**Male Pipe Swivel  
Page 86**4124BS**Male Pipe Ball Swivel  
Page 86**4125**Female NPTF Pipe  
Page 86**4129**Male NPTF  
Pipe Elbow  
Page 86**4130**Male SAE 45° Flare  
Page 86**4133**Male Inverted  
Flare Swivel  
Page 86**4135**Female Inverted  
Flare  
Page 86**4137**Rigid Tube Shank  
Page 86

## BRASS GARDEN HOSE BARB FITTINGS

**4140**Garden Hose Set  
Page 87**4144M**Male Garden  
Hose Barb  
Page 87**4144ML**Male Garden Hose  
Long Shank  
Page 87**4145F**Female Garden  
Hose Swivel  
Page 87**4145FL**Female Pipe  
Hose Barb  
Page 87**4140L**Garden Hose Set  
Long Shank  
Page 87

## BRASS GARDEN HOSE ADAPTERS

**4154**Male Hose/  
Male Pipe Adapter  
Page 88**4155**Female Hose/  
Male Pipe  
Page 88**4156**Male Hose/  
Female Pipe  
Page 88**4160**Female Hose/  
Female Pipe  
Page 88**4161**Male Hose Union  
Page 88**4162**Female Hose  
Coupling  
Page 88**4170**Female Hose  
Swivel Coupling  
Page 88**4174**Female Hose Swivel/  
Male Pipe  
Page 88**4175**Female Hose Swivel/  
Female Pipe  
Page 88**4177**Male Hose/Male 45°  
Flare  
Page 88**4178**Female Hose/  
Male 45° Flare  
Page 88**4180**Garden Hose Cap  
Page 88

# BRASS

## BRASS GARDEN HOSE ADAPTERS

**4182**



Garden Hose Plug  
Page 88

**4190HN**



Hex Nut  
Page 88

**4190KN**



Knurled Nut  
Page 88

**4192**



Washer for Garden  
Hose Nut  
Page 88

## BRASS COMPRESSION

**60**



Compression Sleeve  
Page 89

**60P**



Delrin Sleeve  
Page 89

**60SA**



Self-Align Sleeve  
Page 89

**61**



Nut  
Page 89

**61C**



Cap  
Page 89

**61CS**



Captive Sleeve/Nut  
Page 89

**61L**



Long  
Compression Nut  
Page 89

**61SA**



Self-Align Nut  
Page 89

**62**



Union  
Page 89

**62BH**



Bulkhead Union  
Page 89

**63**



Ball Check Valve  
Page 89

**63BI**



Brass Insert  
Page 89

**64**



Union Tee  
Page 90

**65**



Union Elbow  
Page 90

**66**



Female Connector  
Page 90

**68**



Male Inverted  
Male Connector  
Page 90

**69**



Male Elbow  
Page 90

**70**



Female Elbow  
Page 90

**71**



Male Run Tee  
Page 90

**72**



Male Branch Tee  
Page 90

**78**



Female Branch Tee  
Page 90

**79**



45° Male Elbow  
Page 90

# BRASS

## POLY-PUSH

### 59PP



Plug  
Page 91

### 62PP



Union  
Page 91

### 64PP



Union Tee  
Page 91

### 65PP



Union Elbow  
Page 91

### 66PP



Female Connector  
Page 91

### 68PP



Male Connector  
Page 91

### 69PP



Male Elbow  
Page 91

### 69PPS



Swivel Male Elbow  
Page 91

### 70PP



Female Elbow  
Page 91

### 71PP



Male Run Tee  
Page 91

### 71PPS



Male Run Tee Swivel  
Page 91

### 72PP



Male Branch Tee  
Page 91

### 72PPS



Swivel Male Branch Tee  
Page 91

### 77PP



Female Branch Tee  
Page 91

### 82PP



Bulkhead Union  
Page 91

# DOT & AIR BRAKE

## INVERTED FLARE - BRASS

### 100



Brass Tube Nut  
Page 93

### 105



Steel Tube Nut  
Page 93

### 138



Cap  
Page 93

### 139



Brass Plug  
Page 93

### 202



Male Connector  
Page 93

### 252



Female Connector  
Page 93

### 300



Union  
Page 93

### 352



45° Male Elbow  
Page 93

### 402



Male Elbow  
Page 93

### 452



Female Elbow  
Page 93

### 48IF



Male SAE/Male Inverted Flare  
Page 93

### 502



Union Elbow  
Page 93



# DOT & AIR BRAKE

## INVERTED FLARE

**602**



Male Branch Tee  
Page 93

**652**



Female Branch Tee  
Page 93

**702**



Union  
Page 93

**752**



Male Run Tee  
Page 93

## SAE 45° FLARE FITTINGS

**39**



Plug  
Page 94

**40C**



Cap  
Page 94

**41**



Long Nut  
Page 94

**41S**



Short Nut  
Page 94

**42**



Union  
Page 94

**42FF**



Brass Female  
SAE Flare Union  
Page 94

**43**



Ball Check Valve  
Page 94

**44**



Tee  
Page 94

**45**



Flare Pipe/Tee  
Page 95

**46**



Female Connector  
Page 95

**47**



Tube Reducer/  
Expander  
Page 95

**48**



Male Connector  
Page 95

**49**



Male Elbow  
Page 95

**50**



Female Elbow  
Page 95

**51**



Male Run Tee  
Page 95

**52**



Union Cross  
Page 95

## DOT FITTINGS

**54DOT**



45° Male Elbow  
Available in Swivel  
Page 96

**62DOT**



DOT Union  
Connector  
Page 96

**64DOT**



DOT Union Tee  
Page 96

**65DOT**



Union Elbow  
Page 96

**66DOT**



DOT Female Pipe  
Connector  
Page 96

**68DOT**



DOT Male Pipe  
Connector  
Page 96

# DOT & AIR BRAKE

## DOT FITTINGS

### 69DOT



DOT Male Pipe Elbow  
Available in Swivel  
Page 96

### 70DOT



DOT Female Pipe Elbow  
Available in Swivel  
Page 96

### 71DOT



DOT Male Run Tee  
Available in Swivel  
Page 96

### 72DOT



DOT Male Branch Tee  
Available in Swivel  
Page 96

### 77DOT



DOT Female Branch Tee  
Available in Swivel  
Page 96

### 82DOT



DOT Bulkhead Union  
Page 96

### 86DOT



DOT Female Bulkhead Union  
Page 96

## NYLON AIR BRAKE TUBING

### NABT



Nylon Air Brake Tubing  
Page 97

## NYLON AIR BRAKE FITTINGS

### 60NAB



Sleeve  
Page 98

### 60NBI



Brass Insert  
Page 98

### 60NSI



Stainless Insert  
Page 98

### 61NAB



Nut  
Page 98

### 62NAB



Union  
Page 98

### 62NBH



Bulkhead Union  
Page 98

### 64NAB



Union Tee  
Page 98

### 65NAB



Union Elbow  
Page 98

### 66NAB



Female Connector  
Page 98

### 68NAB



Male Connector  
Page 98

### 69NAB



Male Elbow  
Page 98

### 70NAB



Female Elbow  
Page 98

# DOT & AIR BRAKE

## NYLON AIR BRAKE FITTINGS

### 71NAB



Male Run Tee  
Page 99

### 72NAB



Male Branch Tee  
Page 99

### 77NAB



Female Branch Tee  
Page 99

### 79NAB



45° Male Elbow  
Page 99

## DRAIN COCKS

### DC100



External Seats  
Page 100

### DC100E



External Seat  
w/Extension  
Page 100

### DC200



Internal Seat  
Page 100

### DC300



Tee Handle  
Drain Cock  
Page 100

### DC400



Angle Bib Drain  
Page 100

### DC500



Air Vent  
Page 100

## SHUTOFF COCKS

### SC3152



Lever Handle  
Page 100

### SC3200



Male to Female Pipe  
Page 100

### SC3300



Female Pipe  
Page 100

### SC3325



Male Pipe  
Page 100

### SC42



Flare Union  
Page 100

### SC48



Flare to Male Pipe  
Page 100

### SC62



Compression Union  
Page 100

### SC68



Compressions  
to Male Pipe  
Page 100

## NEEDLE VALVES

### NV3200



Male to Female Pipe  
*Page 101*

### NV3300



Female Pipe  
*Page 101*

### NV3325



Male Pipe  
*Page 101*

### NV42



Flare Union  
*Page 101*

### NV48



Flare to Male Pipe  
*Page 101*

### NV49



90° Flare to Male Pipe  
*Page 101*

### NV62



Compression Union  
*Page 101*

### NV68



Compression to Male Pipe  
*Page 101*

### NV69



90° Compression to Pipe  
*Page 101*

### TV3400



90° Female to Male Pipe  
*Page 101*

### TV4109



90° Hose to Male Pipe  
*Page 101*

### TV4501



90° Hose to Male Pipe  
*Page 101*

# ADAPTERS

## FITTING GUIDE

## HYDRAULIC ADAPTER INTERCHANGE

PART NO.	AEROQUIP	GATES	PARKER TUBE	PARKER HOSE	WEATHERHEAD
304	221000				
0304C	210292	FJ-CAP	FNTX	06CP	C5115
306	210212		WLN	53N	C5129
318	1290	TSN	BTX	06B	C5924
319	900605	TS	TX	06S	C5105
403	73014				C5165
518	FC2875				
519	FF9605				
1404	2045**	MP-FPX	0107	0107	9205**
1405	2046**	FP-FPX	0207	0207	9255**
1501	2047**	MP-FPX90	2107	2107	9405**
1502	2048**	FP-FPX90	2207	2207	9455**
1503	2049**	MP-FPX45	3107	3107	9355**
1504	2050**	FP-FPX45			9385**
1601	2254**	MPX-FPXT			9406**
1602	2253**	FPX-FPX-FP			9456**
1603	2255	FPX-FPX-FPX			9705
2403	2027	MJ-MJ	HTX		C5305
2403LH	202712		LHTX	0303	C5306
2404	2021**	MJ-MP	FTX	03L3	C5205
2404L	202113**			0103**	
2404LL	202114**				
2405	2022**	MJ-FP	GTX	0203**	C5255
2406	2215	FJ-MJ			
2407	FF1066	FJ-MJ	TRTX	0603	C5015
2408	900599	MJ-PLUG	PNTX	03CP	C5229
2500	2039	MJ-MJ90	ETX	2303	C5505
2501	2024**	MJ-MP90	CTX	2103**	C5405
2501L	202411**		CCTX	5603**	C5425
2501LL	202413**		CCCTX	5703**	TF5435
2501LLL	202414**				
2501SW	2249**				
2502	2025**	MJ-FP90	DTX	2203**	C5455
2503	2023**	MJ-MP45	VTX	3103**	C5355
2505	2044**	MJ-FP45			
2601	2030**	MJ-MP-MJ	STX	213T**	C5605

\*\* Numbers Reversed

## FITTING GUIDE

PART NO.	AEROQUIP	GATES	PARKER TUBE	PARKER HOSE	WEATHERHEAD
2602	2031**	MJ-MJ-FP	OTX	223T**	C5655
2603	2033**	MJ-MJ-MJ	JTX	033T	C5705
2605	2028**	MJ-MP-MJ	RTX	013T**	C5755
2606	2029**	MJ-FP-MJ	MTX	023T**	TF5805
2650	2020	MJ-MJ-MJ-MJ	KTX	033X	TF5955
2700	2041-1	MJ-BKHD	WTX	0353	C5325
2701	2043-1	MJ-MJBKHD90	WETX	2353	C5525
2702	2042-1	MJ-MJBKHD45	WNTX	3353	TF5375
2703	203002-1**	MJ-MJ-MJBKHD	WJTX	543T	TF5725
2704	FF1065	MJ-MJBKHD-MJ	WJJTX	533T	C5726
2705	2239**	MJBKHD-FP	WGTX	0253**	C5275
2706	2240**	MJBKHD-MP			
5000	2096	FP-FP	GG	0202	C3309
5404	2083	MP-MP	FF	0101	C3069
5405	2040	MP-FPL	FG**	0201**	C3209**
5406	2081	MP-FPS	PTR	0102	C3109
5406H					C3169
5406P	2082	MP-PLUG	HP	01CP	C3159
5406S					C3179
5500	2085	MP-MP90	CR	2101	C3529
5501	2247	MP-MP45			
5502	2089	MP-FP90	CD	2102	C3409
5503	2088**	MP-FP45	CD45	3102	C3359
5504	2087	FP-FP90	DD	2202	C3509
5505		FP-FP45	DD45	4202	C3559
5500SW	2251				
5502SW	2252				
5600	2257	MP-MP-MP	RRS		
5601	2256	MP-MP-FP			
5602	2092	MP-FP-FP	MRO	012T	C3759
5603	2093	MP-FP-MP			TF3805
5604	2091	FP-FP-MP	MMS	212T	C3609
5605	2090	FP-FP-FP	MMO	022T	C3709
5652	2080	FP-FP-FP-FP	KMM00	022X	C3959
6100	500025**	FL-MJ		15T3	500
6145	500023**	FL-MJ45		17T3	545
6190	500024**	FL-MJ90		19T3	590

\*\* Numbers Reversed

## FITTING GUIDE

PART NO.	AEROQUIP	GATES	PARKER TUBE	PARKER HOSE	WEATHERHEAD
6200	FF5541**	FLH6K-MJ			600
6245	FF5539**	FLH6K-MJ45			645
6290	FF5540**	FL6HK-MJ90			690
6400	202702**	MB-MJ	F50X	0503**	C5315
6400L	202713**	MJ-MJ-LONG	FF50X	5E03**	C5316
6401		MB-MP	F50F		C3249
6402	2266	MB-FJX	F650X		C5216**
6403NWO			F50HAO	505	
6404	2246**	FB-MP	FHG5		C3239
6405	2216**	MB-FP	F50G	502	C3269
6408	900598	MB-PLUG	P50N	05CP	7237
6408HHP			HP50N	05HP	7238
6410	FF1010	MB-FP	F50G5	510	7033
6420		FB-FP			7032
6500	2071**	MJ-FJX90	C6X	3903	C5506
6501	2250**	FJX-MP90			TF5406
6502	2070**	MJ-FJX45	V6X	3703	C5356
6505	2018**	FJX-MP90	F6X		9100
6506	2242**	FJX-FP			C5256
6600	203101**	MJ-MJ-FJX	S6X	393T	C5707
6602	203102**	MJ-FJX-MJ	R6X	063T	C5706
6701T	500454			39T3	
6701LT	504095			41T3	
6801	2062**	MB-MJ90	C50X	2503**	C5515
6801LL	206209**				TF5515LL
6802	2061**	MB-MJ45	V50X	3503**	C5365
6803	203003**	MJ-MJ-MB	S50X	253T	C5715
6804	203005**	MJ-MB-MJ	R50X	053T	C5716
6805	206801**	MB-FP90	AEOG	2502	C3459
6805LL	206804**		AE40G	5502	C3469
6900	2066**	MB-FPX	507	507	9315
6901	2068**	MB-FPX90	2507	2507	9515
6902	2067**	MB-FPX45	3507	3507	9365

\*\* Numbers Reversed



## PIPE SWIVEL ADAPTERS

## 1404



## Male Pipe Swivel Adapter

- (1) Male NPTF Pipe  
(2) Female NPSM Swivel  
SAE 140130

14040202FRG	14041212FRG
14040204FRG	14041216FRG
14040402FRG	14041220FRG
14040404FRG	14041612FRG
14040406FRG	14041616FRG*
14040604FRG	14041620FRG
14040606FRG	14042012FRG
14040608FRG	14042016FRG
14040804FRG	14042020FRG
14040806FRG	14042024FRG
14040808FRG	14042420FRG
14040812FRG	14042424FRG
14041206FRG	14043232FRG
14041208FRG	*Available In Brass

## 1405



## Female Pipe Swivel Adapter

- (1) Female NPTF Pipe  
(2) Female NPSM Swivel  
SAE 140131

14050202FRG	14050808FRG
14050204FRG	14051208FRG
14050402FRG	14051212FRG
14050404FRG	14051216FRG
14050406FRG	14051612FRG
14050604FRG	14051616FRG*
14050606FRG	14052020FRG
14050608FRG	14052424FRG
14050804FRG	14053232FRG
14050806FRG	*Available In Brass

## 1406



## Pipe Swivel Union

- (1) Female NPSM Swivel  
(2) Female NPSM Swivel

14060404FRG	14061212FRG
14060606FRG	14061616FRG
14060808FRG	

## 1501



## 90° Male Pipe Swivel Elbow

- (1) Male NPTF Pipe  
(2) Female NPSM Swivel  
SAE 140230

15010202FRG	15011208FRG
15010204FRG	15011212FRG
15010402FRG	15011216FRG
15010404FRG	15011608FRG
15010406FRG	15011612FRG
15010408FRG	15011616FRG
15010604FRG	15011620FRG
15010606FRG	15012016FRG
15010608FRG	15012020FRG
15010804FRG	15012024FRG
15010806FRG	15012420FRG
15010808FRG	15012424FRG
15010812FRG	15013232FRG
15011206FRG	

## 1501LL



## 90° Male Pipe Swivel Elbow-XL

- (1) Male NPTF Pipe  
(2) Female NPSM Swivel  
Extra Long

1501LL0202FRG	1501LL0808FRG
1501LL0404FRG	1501LL1212FRG
1501LL0606FRG	1501LL1616FRG

## 1502



## 90° Female Pipe Swivel Elbow

- (1) Female NPTF Pipe  
(2) Female NPSM Swivel

15020202FRG	15020808FRG
15020204FRG	15020812FRG
15020402FRG	15021208FRG
15020404FRG	15021212FRG
15020406FRG	15021616FRG
15020604FRG	15022016FRG
15020606FRG	15022020FRG
15020608FRG	15022424FRG
15020804FRG	15023232FRG

## 1503



## 45° Male Pipe Swivel Elbow

- (1) Male NPTF Pipe  
(2) Female NPSM Swivel  
SAE 140330

15030202FRG	15030806FRG
15030204FRG	15030808FRG
15030402FRG	15030812FRG
15030404FRG	15031208FRG
15030406FRG	15031212FRG
15030604FRG	15031216FRG
15030606FRG	15031612FRG
15030608FRG	15031616FRG
15030804FRG	15032016FRG

## 1504



## 45° Female Pipe Swivel Elbow

- (1) Female NPTF Pipe  
(2) Female NPSM Swivel

15040202FRG	15041208FRG
15040204FRG	15041212FRG
15040404FRG	15041616FRG
15040606FRG	15042020FRG
15040806FRG	15042424FRG
15040808FRG	

## 1601



## Male Pipe Swivel Tee

- (1) Male NPTF Pipe  
(2, 3) Female NPSM Swivel

16010202FRG	16010808FRG
16010404FRG	16011212FRG
16010606FRG	16011616FRG

## 1602



## Pipe Swivel Branch Tee

- (1) Female NPTF Pipe  
(2, 3) Female NPSM Swivel

16020202FRG	16021212FRG
16020404FRG	16021616FRG
16020606FRG	16022020FRG
16020808FRG	

## 1603



## Female Pipe Swivel Tee

- (1, 2, 3) Female NPSM Swivel

16030202FRG	16031212FRG
16030404FRG	16031616FRG
16030606FRG	16032016FRG
16030808FRG	

# PIPE SWIVEL ADAPTERS

## 6900



O-Ring/Female  
Pipe Swivel Adapter

(1) Male SAE O-Ring Boss  
(2) Female NPSM Swivel  
SAE 140157

## 6901



90° O-Ring/Female  
Pipe Swivel Elbow

(1) Male SAE O-Ring Boss  
(2) Female NPSM Swivel  
SAE 140257

## 6902



45° O-Ring/Female  
Pipe Swivel Elbow

(1) Male SAE O-Ring Boss  
(2) Female NPSM Swivel  
SAE 140357

69000402FRG	69001012FRG	69010402FRG	69011206FRG	69020404FRG	69021008FRG
69000404FRG	69001208FRG	69010404FRG	69011208FRG	69020606FRG	69021012FRG
69000406FRG	69001212FRG	69010406FRG	69011212FRG	69020804FRG	69021212FRG
69000504FRG	69001216FRG	69010604FRG	69011216FRG	69020806FRG	69021216FRG
69000604FRG	69001412FRG	69010606FRG	69011412FRG	69020808FRG	69021616FRG
69000606FRG	69001612FRG	69010608FRG	69011612FRG	69020812FRG	69021620FRG
69000608FRG	69001616FRG	69010804FRG	69011616FRG	69021006FRG	69022020FRG
69000804FRG	69001620FRG	69010806FRG	69011620FRG		
69000806FRG	69002012FRG	69010808FRG	69012016FRG		
69000808FRG	69002016FRG	69010812FRG	69012020FRG		
69000812FRG	69002020FRG	69011006FRG	69012424FRG		
69001004FRG	69002424FRG	69011008FRG	69013232FRG		
69001006FRG	69003232FRG	69011012FRG			
69001008FRG					

### PRESSURE RATING (PSI)

	NPTF ENDS	UNION
-2	5000	5000
-4	4000	5000
-6	3000	4000
-8	3000	3500
-12	2500	2250
-16	2000	2000
-20	1150	1625
-24	1000	1250
-32	1000	1125

### TORQUE RATING

	NPTF ENDS FT/LBS	UNION FT/LBS	FLATS
-2	12	13	1-1.75
-4	25	20	1-1.75
-6	40	25	1-1.75
-8	54	47	.75-1.5
-12	78	84	.75-1.5
-16	112	129	.75-1.5
-20	154	152	.75-1.5
-24	211	152	.75-1.5
-32	300	300	.75-1.5

Recommended torque values and actual torque should be based on the application.

## HYDRAULIC PIPE

## 5000



**Hex Pipe Coupling**  
(1, 2) Female NPTF Pipe  
SAE 140138

500002FRG	50001208FRG
50000402FRG	500012FRG
500004FRG	50001612FRG
50000602FRG	500016FRG
50000604FRG	50002016FRG
500006FRG	500020FRG
50000804FRG	50002420FRG
50000806FRG	500024FRG
500008FRG	500032FRG
50001206FRG	

## 5404



**Hex Pipe Nipple**  
(1, 2) Male NPTF Nipple  
SAE 140137

540402FRG	54041612FRG
54040402FRG	540416FRG
540404FRG	54042012FRG
54040602FRG	54042016FRG
54040604FRG	540420FRG
540406FRG	54042416FRG
54040804FRG	54042420FRG
54040806FRG	540424FRG
540408FRG	54043216FRG
54041204FRG	54043224FRG
54041206FRG	540432FRG
54041208FRG	
540412FRG	
54041606FRG	
54041608FRG	

## 5405



**Pipe Adapter**  
(1) Male NPTF Pipe  
(2) Female NPTF Pipe  
SAE 140139

54050202FRG	54051212FRG
54050204FRG	54051216FRG
54050206FRG	54051220FRG
54050208FRG	54051612FRG
54050402FRG	54051616FRG
54050404FRG	54051620FRG
54050406FRG	54051624FRG
54050408FRG	54051632FRG
54050412FRG	54052016FRG
54050604FRG	54052020FRG
54050606FRG	54052024FRG
54050608FRG	54052032FRG
54050612FRG	54052424FRG
54050806FRG	54052432FRG
54050808FRG	
54050812FRG	
54050816FRG	
54051208FRG	

## 5406



**Hex Reducer Bushing**  
(1) Male NPTF Pipe  
(2) Female NPTF Pipe

54060402FRG	54062016FRG
54060602FRG	54062408FRG
54060604FRG	54062412FRG
54060802FRG	54062416FRG
54060804FRG	54062420FRG
54060806FRG	54063208FRG
54061204FRG	54063212FRG
54061206FRG	54063216FRG
54061208FRG	54063220FRG
54061604FRG	54063224FRG
54061606FRG	54064832FRG
54061608FRG	
54061612FRG	
54062008FRG	
54062012FRG	

## 5406C



**Hex Pipe Cap**  
(1) Female NPTF Pipe

5406C04	5406C16
5406C06	5406C20
5406C08	5406C24
5406C12	5406C32

## 5406F



**Hollow Hex Flush Plug**  
(1) Male Pipe, 7/8 Taper Flush Seal,  
Black Oxide Finish

5406F01	5406F06
5406F02	5406F08
5406F04	5406F12

HYDRAULIC PIPE

5406H



**Hollow Hex Pipe Plug**  
(1) Male NPTF Pipe  
Uses Allen Wrench  
SAE 130109

5406H02	5406H16
5406H04	5406H20
5406H06	5406H24
5406H08	5406H32
5406H12	

5406P



**Hex Head Plug**  
(1) Male NPTF Pipe Solid  
SAE 130109E

5406P02	5406P16
5406P04	5406P20
5406P06	5406P24
5406P08	5406P32
5406P12	

5406S



**Square Head Pipe Plug**  
(1) Male NPTF Pipe  
SAE 130109A  
Available with Magnet

5406S02	5406S16
5406S04	5406S20
5406S06	5406S24
5406S08	5406S32
5406S12	

5500



**90° Male Pipe Elbow**  
(1, 2) Male NPTF Pipe  
SAE 140237

550002FRG	55001612FRG
550004FRG	550016FRG
55000604FRG	550020FRG
550006FRG	550024FRG
55000804FRG	550032FRG
55000806FRG	5500SW0404
550008FRG	5500SW0606
55001208FRG	5500SW0808
550012FRG	5500SW1212

SW designates one end as a swivel for easy install.

5501



**45° Male Pipe Elbow**  
(1, 2) Male NPTF Pipe

550102FRG	550116FRG
550104FRG	550120FRG
550106FRG	550124FRG
550108FRG	550132FRG
550112FRG	

5502



**90° Street Elbow**  
(1) Male NPTF Pipe  
(2) Female NPTF Pipe  
SAE 140239

55020204FRG	55021612FRG
550202FRG	55021620FRG
55020402FRG	550216FRG
55020406FRG	55022016FRG
55020408FRG	550220FRG
550204FRG	550224FRG
55020602FRG	550232FRG
55020604FRG	5502C04FRG
55020608FRG	5502C06FRG
550206FRG	5502C08FRG
55020806FRG	5502C12FRG
55020812FRG	5502SW0404
550208FRG	5502SW0606
55021208FRG	5502SW0808
55021216FRG	5502SW1212
550212FRG	

C designates compact.  
SW designates one end as a swivel for easy install.

5503



**45° Street Elbow**  
(1) Male NPTF Pipe  
(2) Female NPTF Pipe  
SAE 140339

550302FRG	550316FRG
550304FRG	550320FRG
550306FRG	550324FRG
550308FRG	550332FRG
550312FRG	

Don't see it pictured? Give us a call.  
Chances are we have it or can make it.  
Call today!

## HYDRAULIC PIPE

**5504**

**Female 90° Pipe Elbow**  
(1, 2) Female NPTF Pipe  
SAE 140238

55040402FRG	55041208FRG
550404FRG	550412FRG
55040604FRG	55041612FRG
550406FRG	550416FRG
55040804FRG	550420FRG
55040806FRG	550424FRG
550408FRG	550432FRG

**5505**

**45° Female Pipe Elbow**  
(1, 2) Female NPTF Pipe  
SAE 140338

550502FRG	550516FRG
550504FRG	550520FRG
550506FRG	550524FRG
550508FRG	550532FRG
550512FRG	

**5600**

**Male Pipe Tee**  
(1, 2, 3) Male NPTF Pipe

560002FRG	560012FRG
560004FRG	560016FRG
560006FRG	560020FRG
560008FRG	

**5601**

**Pipe Tee**  
(1, 2) Male NPTF Pipe  
(3) Female NPTF Pipe

560102FRG	560112FRG
560104FRG	560116FRG
560106FRG	560120FRG
560108FRG	

**5602**


**Male Run Tee**  
(1) Male NPTF Pipe  
(2, 3) Female NPTF Pipe  
SAE 140424

560202FRG	560216FRG
560204FRG	560220FRG
560206FRG	560224FRG
560208FRG	560232FRG
560212FRG	

**5603**

**Pipe Tee**  
(1, 3) Male NPTF Pipe  
(2) Female NPTF Pipe

560302FRG	560312FRG
560304FRG	560316FRG
560306FRG	560320FRG
560308FRG	560324FRG

**5604**

**Male Branch Tee**  
(1, 2) Female NPTF Pipe  
(3) Male NPTF Pipe  
SAE 140425

560402FRG	560412FRG
560404FRG	560416FRG
560406FRG	560420FRG
560408FRG	560424FRG

**5605**


**Female Pipe Tee**  
(1, 2, 3) Female NPTF Pipe  
SAE 140438

560502FRG	560516FRG
560504FRG	560520FRG
560506FRG	560524FRG
560508FRG	560532FRG
560512FRG	

**5652**

**Female Pipe Cross**  
(1, 2, 3, 4) Female NPTF Pipe  
SAE 140538

565202FRG	565212FRG
565204FRG	565216FRG
565206FRG	565220FRG
565208FRG	565224FRG

**5655**

**Pipe Cross**  
(1) Male NPTF Pipe  
(2, 3, 4) Female NPTF Pipe

565504FRG	565508FRG
565506FRG	

# JIC ADAPTERS

## 0304C



**Tube CAP**  
(1) Tube O.D.  
SAE 070112

0304C02FRG	0304C12FRG
0304C03FRG	0304C14FRG
0304C04FRG	0304C16FRG
0304C05FRG	0304C20FRG
0304C06FRG	0304C24FRG
0304C08FRG	0304C32FRG
0304C10FRG	0304C40FRG

## 0306



**Bulkhead Lock Nut**  
(1) Tube O.D.  
SAE 070118

030604FRG	030614FRG
030605FRG	030616FRG
030606FRG	030620FRG
030608FRG	030624FRG
030610FRG	030632FRG
030612FRG	

## 0318



**Tube Nut**  
(1) Tube O.D.  
SAE 070110

031803FRG	031812FRG
031804FRG	031814FRG
031805FRG	031816FRG
031806FRG	031820FRG
031808FRG	031824FRG
031810FRG	031832FRG

## 0319



**Tube Sleeve**  
(1) Tube O.D.  
SAE 070115

031903FRG	031912FRG
031904FRG	031914FRG
031905FRG	031916FRG
031906FRG	031920FRG
031908FRG	031924FRG
031910FRG	031932FRG

## 0403



**Braze Tube Union**  
(1) Tube O.D. Braze Port  
(2) Male JIC Flare

040304FRG	040312FRG
040306FRG	040314FRG
040308FRG	040316FRG
040310FRG	040320FRG

## 518



**Non-Flare Tube Nut**  
(1) Tube O.D.

051803	051812
051804	051816
051805	051820
051806	051824
051808	051832
051810	

## 519



**Non-Flare Tube Sleeve**  
(1) Tube O.D.

051903	051912
051904	051916
051905	051920
051906	051924
051908	051932
051910	

## 2403



**Tube Union**  
(1, 2) Male JIC Flare  
SAE 070101

240303FRG	24031208FRG
24030402FRG	24031210FRG
240304FRG	240312FRG
24030504FRG	24031412FRG
240305FRG	240314FRG
24030604FRG	24031608FRG
240306FRG	24031612FRG
24030804FRG	240316FRG
24030806FRG	24032016FRG
240308FRG	240320FRG
24031006FRG	24032420FRG
24031008FRG	240324FRG
240310FRG	240332FRG

## 2404



**Male Connector**  
(1) Male JIC Flare  
(2) Male NPTF Pipe  
SAE 070102

24040202FRG	24040604FRG	24041016FRG	24042012FRG
24040302FRG	24040606FRG	24041206FRG	24042016FRG
24040402FRG	24040608FRG	24041208FRG	24042020FRG
24040406FRG	24040612FRG	24041212FRG	24042024FRG
24040404FRG	24040804FRG	24041216FRG	24042420FRG
24040408FRG	24040806FRG	24041220FRG	24042424FRG
24040412FRG	24040808FRG	24041412FRG	24042432FRG
24040502FRG	24040812FRG	24041608FRG	24043224FRG
24040504FRG	24040816FRG	24041612FRG	24043232FRG
24040506FRG	24041006FRG	24041616FRG	
24040508FRG	24041008FRG	24041620FRG	
24040602FRG	24041012FRG	24041624FRG	

## 2404L



**Long Male Connector**  
(1) Male JIC Flare  
(2) Male NPTF Pipe

2404L0402FRG	2404L0808FRG
2404L0404FRG	2404L1008FRG
2404L0604FRG	2404L1212FRG
2404L0606FRG	2404L1616FRG
2404L0806FRG	2404L2020FRG

## JIC ADAPTERS

## 2405

**Female Connector**

(1) Male JIC Flare  
(2) Female NPTF Pipe  
SAE 070103

24050402FRG	24050812FRG
24050404FRG	24051006FRG
24050406FRG	24051008FRG
24050408FRG	24051208FRG
24050502FRG	24051212FRG
24050504FRG	24051216FRG
24050602FRG	24051612FRG
24050604FRG	24051616FRG
24050606FRG	24051620FRG
24050608FRG	24052016FRG
24050804FRG	24052020FRG
24050806FRG	24052424FRG
24050808FRG	24053232FRG

## 2406

**Tube Reducer/Expander**

(1) Female JIC Flare  
(2) Male JIC Flare  
One Piece  
SAE 070123

24060304FRG	24060816FRG	24061406FRG	24062004FRG
24060406FRG	24061004FRG	24061408FRG	24062008FRG
24060504FRG	24061006FRG	24061410FRG	24062012FRG
24060506FRG	24061008FRG	24061412FRG	24062016FRG
24060604FRG	24061012FRG	24061604FRG	24062024FRG
24060605FRG	24061016FRG	24061606FRG	24062416FRG
24060608FRG	24061204FRG	24061608FRG	24062420FRG
24060804FRG	24061206FRG	24061610FRG	24062432FRG
24060806FRG	24061208FRG	24061612FRG	
24060810FRG	24061210FRG	24061614FRG	
24060812FRG	24061216FRG	24061620FRG	

## 2408

**Plug**

(1) Male JIC Flare  
SAE 070109

240802FRG	240812FRG
240803FRG	240814FRG
240804FRG	240816FRG
240805FRG	240820FRG
240806FRG	240824FRG
240808FRG	240832FRG
240810FRG	

## 2500

**90° Union Elbow**

(1, 2) Male JIC Flare  
SAE 070201

250002FRG	250012FRG
250004FRG	250014FRG
250005FRG	25001612FRG
25000604FRG	250016FRG
250006FRG	25002016FRG
250008FRG	250020FRG
25001008FRG	250024FRG
250010FRG	250032FRG
25001208FRG	

## 2501

**Male 90° Elbow**

(1) Male JIC Flare  
(2) Male NPTF Pipe  
SAE 070202

25010202FRG	25010602FRG	25011012FRG	25011620FRG
25010204FRG	25010604FRG	25011016FRG	25011624FRG
25010302FRG	25010606FRG	25011206FRG	25012012FRG
25010402FRG	25010608FRG	25011208FRG	25012016FRG
25010404FRG	25010612FRG	25011212FRG	25012020FRG
25010406FRG	25010804FRG	25011216FRG	25012024FRG
25010408FRG	25010806FRG	25011220FRG	25012416FRG
25010412FRG	25010808FRG	25011412FRG	25012420FRG
25010502FRG	25010812FRG	25011416FRG	25012424FRG
25010504FRG	25010816FRG	25011608FRG	25012432FRG
25010506FRG	25011006FRG	25011612FRG	25013224FRG
25010508FRG	25011008FRG	25011616FRG	25013232FRG

## JIC ADAPTERS

## 2501L



## Long Male 90° Elbow

(1) Male JIC Flare  
(2) Male NPTF Pipe  
SAE 071502

2501L0402FRG	2501L0812FRG
2501L0404FRG	2501L1008FRG
2501L0502FRG	2501L1208FRG
2501L0604FRG	2501L1212FRG
2501L0606FRG	2501L1612FRG
2501L0608FRG	2501L1616FRG
2501L0806FRG	2501L2020FRG
2501L0808FRG	

## 2501LL



## Extra Long Male 90° Elbow

(1) Male JIC Flare  
(2) Male NPTF Pipe  
SAE 071602

2501LL0402FRG	2501LL0808FRG
2501LL0404FRG	2501LL1008FRG
2501LL0604FRG	2501LL1208FRG
2501LL0606FRG	2501LL1212FRG
2501LL0608FRG	2501LL1616FRG
2501LL0806FRG	2501LL2020FRG

## 2502



## Female 90° Elbow

(1) Male JIC Flare  
(2) Female NPTF Pipe  
SAE 070203

25020402FRG	25021006FRG
25020404FRG	25021008FRG
25020406FRG	25021012FRG
25020408FRG	25021208FRG
25020502FRG	25021212FRG
25020602FRG	25021412FRG
25020604FRG	25021612FRG
25020606FRG	25021616FRG
25020804FRG	25022020FRG
25020806FRG	25022424FRG
25020808FRG	25023232FRG
25020812FRG	

## 2503



## Male 45° Elbow

(1) Male JIC Flare  
(2) Male NPTF Pipe  
SAE 070302

25030302FRG	25031006FRG
25030402FRG	25031008FRG
25030404FRG	25031012FRG
25030406FRG	25031208FRG
25030502FRG	25031212FRG
25030504FRG	25031216FRG
25030506FRG	25031612FRG
25030602FRG	25031616FRG
25030604FRG	25031620FRG
25030606FRG	25032016FRG
25030608FRG	25032020FRG
25030612FRG	25032024FRG
25030804FRG	25032416FRG
25030806FRG	25032420FRG
25030808FRG	25032424FRG
25030812FRG	25033224FRG
25031004FRG	25033232FRG

## 2504



## Union 45° Elbow

(1, 2) Male JIC Flare

25040404FRG	25041010FRG
25040606FRG	25041212FRG
25040808FRG	25041616FRG

## 2505



## 45° Female Elbow

(1) Male JIC Flare  
(2) Female NPTF Pipe

25050402FRG	25050806FRG
25050404FRG	25050808FRG
25050604FRG	25051008FRG
25050606FRG	25051212FRG

## 2601



## Male Branch Tee

(1, 2) Male JIC Flare  
(3) Male NPTF Pipe  
SAE 070425

26010402FRG	2601080812FRG
26010404FRG	26010808FRG
26010406FRG	26011008FRG
26010602FRG	26011208FRG
26010604FRG	26011212FRG
26010606FRG	26011616FRG
26010804FRG	26012020FRG
2601080606FRG	26012424FRG
26010806FRG	26013232FRG

## 2602



## Female Branch Tee

(1, 2) Male JIC Flare  
(3) Female NPTF Pipe  
SAE 070427

26020402FRG	26021208FRG
26020404FRG	26021212FRG
26020604FRG	26021616FRG
26020606FRG	26022020FRG
26020808FRG	26022424FRG
26021008FRG	26023232FRG

## 2603



## Union Tee

(1, 2, 3) Male JIC Flare  
SAE 070401

260302FRG	260306FRG	2603121216FRG	260320FRG
260303FRG	2603080806FRG	260312FRG	260324FRG
260304FRG	260308FRG	260314FRG	260332FRG
260305FRG	2603101008FRG	2603161212FRG	
2603060604FRG	2603101012FRG	2603161612FRG	
2603060608FRG	260310FRG	260316FRG	

Most configurations are available as restricted parts.



## JIC ADAPTERS


## 2605

**Male Run Tee**

(1, 3) Male JIC Flare  
(2) Male NPTF Pipe  
SAE 070424

26050302FRG	26051008FRG
26050402FRG	26051208FRG
26050404FRG	26051212FRG
26050502FRG	26051412FRG
26050504FRG	26051616FRG
26050604FRG	26052020FRG
26050606FRG	26052424FRG
26050806FRG	26053232FRG
26050808FRG	
2605081208FRG	


## 2606

**Female Run Tee**

(1, 3) Male JIC Flare  
(2) Female NPTF Pipe  
SAE 070426

26060402FRG	26060808FRG
26060404FRG	26061008FRG
26060604FRG	26061208FRG
26060606FRG	26061212FRG
26060806FRG	

## 2650

**Union Cross**

(1, 2, 3, 4) Male JIC Flare  
SAE 070501

265004FRG	265012FRG
265005FRG	265016FRG
265006FRG	265020FRG
265008FRG	265024FRG
265010FRG	

Available in Stainless Steel.

### PRESSURE RATING (PSI)

	37° FLARED TUBE UNIONS & BULKHEADS	37° FEMALE SWIVELS
-2	5000	5000
-3	5000	5000
-4	5000	4500
-5	5000	4000
-6	5000	4000
-8	4500	4000
-10	3500	3000
-12	3500	3000
-14	3000	2500
-16	3000	2500
-20	2500	2000
-24	2000	1500
-32	1500	1125

### TORQUE RATINGS

	FT/LBs	FLATS
-2	6-7	
-3	8-9	
-4	11-12	2
-5	14-15	2
-6	18-20	1.5
-8	36-39	1.5
-10	57-63	1.5
-12	79-88	1.25
-14	94-103	1.25
-16	108-113	1
-20	127-133	1
-24	158-167	1
-32	245-258	1

*Recommended torque values and actual torque should be based on the application.*

# FEMALE JIC SWIVEL ADAPTER

## 6500



### Female JIC Swivel 90° Elbow

(1) Male JIC Flare  
(2) Female JIC Flare  
SAE070221

Available in Long

650004FRG	65001012FRG
65000506FRG	650010FRG
650005FRG	65001208FRG
65000604FRG	65001210FRG
65000608FRG	65001216FRG
650006FRG	650012FRG
65000806FRG	650014FRG
65000810FRG	650016FRG
65000812FRG	650020FRG
650008FRG	650024FRG
65001008FRG	650032FRG

## 6501



### Female JIC Swivel/Male Pipe 90° Elbow

(1) Female JIC Swivel  
(2) Male NPTF Pipe

65010402FRG	65011008FRG
65010404FRG	65011212FRG
65010406FRG	65011412FRG
65010502FRG	65011616FRG
65010604FRG	65012020FRG
65010606FRG	65012424FRG
65010608FRG	65013232FRG
65010806FRG	
65010808FRG	

## 6502



### 45° Female JIC Swivel Elbow

(1) Male JIC Swivel  
(2) Female JIC Swivel  
SAE 070321

650204FRG	650214FRG
650205FRG	650216FRG
650206FRG	650220FRG
650208FRG	650224FRG
650210FRG	650232FRG
650212FRG	

## 6503



### Female JIC Swivel/Female Pipe 90° Elbow

(1) Female JIC Swivel  
(2) Female NPTF

65030404FRG	65030808FRG
65030604FRG	65031008FRG
65030606FRG	65031212FRG
65030806FRG	65031616FRG

## 6504



### Female JIC Swivel Connector

(1) Male JIC Flare  
(2) Female JIC Swivel

65040404FRG	65041010FRG
65040406FRG	65041208FRG
65040606FRG	65041212FRG
65040808FRG	65041616FRG
65040810FRG	65042020FRG
65040812FRG	65042424FRG

## 6505



### Female JIC Swivel/Male Pipe

(1) Female JIC Swivel  
(2) Male NPTF Pipe

65050204FRG	65051006FRG
65050402FRG	65051008FRG
65050404FRG	65051012FRG
65050406FRG	65051208FRG
65050504FRG	65051212FRG
65050604FRG	65051612FRG
65050606FRG	65051616FRG
65050608FRG	65052020FRG
65050806FRG	65052424FRG
65050808FRG	65053232FRG
65050812FRG	

## 6506



### Female JIC Swivel/Female Pipe

(1) Female JIC Swivel  
(2) Female NPTF Pipe

65060402FRG	65061008FRG
65060404FRG	65061012FRG
65060406FRG	65061208FRG
65060604FRG	65061212FRG
65060606FRG	65061412FRG
65060608FRG	65061616FRG
65060806FRG	65062020FRG
65060808FRG	65062424FRG
65060812FRG	65063232FRG
65061006FRG	

## 6509



### Female JIC Coupling

(1, 2) Female JIC Swivel

65090404FRG	65091010FRG
65090606FRG	65091212FRG
65090806FRG	65091616FRG
65090808FRG	65092020FRG

## 6600



### Female JIC Swivel Branch Tee

(1, 2) Male JIC Flare  
(3) Female JIC Swivel  
SAE 070433

660004FRG	660014FRG
660005FRG	660016FRG
660006FRG	660020FRG
660008FRG	660024FRG
660010FRG	660032FRG
660012FRG	

## 6602



### Female JIC Swivel Run Tee

(1, 3) Male JIC Flare  
(2) Female JIC Swivel  
SAE 070432

660203FRG	660212FRG
660204FRG	660214FRG
660205FRG	660216FRG
660206FRG	660220FRG
660208FRG	660224FRG
6602101210FRG	660232FRG
660210FRG	

## BULKHEAD ADAPTERS

Bulkhead adapters available with and without locknuts.

## 2700



**Bulkhead Union**  
(1) Male JIC Flare  
(2) Male JIC Bulkhead  
SAE 070601

270002FRG	270012FRG
270003FRG	270014FRG
270004FRG	270016FRG
270005FRG	270020FRG
270006FRG	270024FRG
270008FRG	270032FRG
270010FRG	

## 2701



**90° Bulkhead Elbow**  
(1) Male JIC Flare  
(2) Male JIC Bulkhead  
SAE 070801

270104FRG	270112FRG
270105FRG	270116FRG
270106FRG	270120FRG
270108FRG	270124FRG
270110FRG	270132FRG

## 2702



**45° Bulkhead Elbow**  
(1) Male JIC Flare  
(2) Male JIC Bulkhead  
SAE 070801

270203FRG	270210FRG
270204FRG	270212FRG
270205FRG	270216FRG
270206FRG	270220FRG
270208FRG	270224FRG

## 2703



**Bulkhead Branch Tee**  
(1, 2) Male JIC Flare  
(3) Male JIC Bulkhead  
SAE 070959

270304FRG	270310FRG
270305FRG	270312FRG
270306FRG	270316FRG
270308FRG	270320FRG

## 2704



**Bulkhead Run Tee**  
(1, 3) Male JIC Flare  
(2) Male JIC Bulkhead  
SAE 070958

270404FRG	270412FRG
270406FRG	270416FRG
270408FRG	270420FRG
270410FRG	

## 2705



**Female Pipe Bulkhead**  
(1) Male JIC Bulkhead  
(2) Female NPTF Pipe  
SAE 070603

27050402FRG	27051008FRG
27050404FRG	27051212FRG
27050604FRG	27051616FRG
27050606FRG	27052020FRG
27050806FRG	27052424FRG
27050808FRG	27053232FRG

## 2706



**Male Pipe/JIC Bulkhead**  
(1) Male JIC Bulkhead  
(2) Male NPTF Pipe

27060404FRG	27061008FRG
27060406FRG	27061208FRG
27060604FRG	27061212FRG
27060606FRG	27061616FRG
27060806FRG	27062020FRG
27060808FRG	27062424FRG

## 2708



**Male Pipe Bulkhead**  
(1) Male NPTF  
(2) Male NPTF Bulkhead

27080808FRG	27081616FRG
-------------	-------------

## 2709



**O-Ring Bulkhead**  
(1) Male JIC Bulkhead  
(2) Male SAE O-Ring Boss

27090404FRG	27090812FRG
27090606FRG	27091010FRG
27090608FRG	27091212FRG
27090610FRG	27091616FRG
27090808FRG	

## HOW TO ORDER

2700-LN-06FRG

Family  
Locknut  
Size

## Examples

2700LN06FRG  
With Locknut

270006FRG  
Without Locknut

# SAE O-RING ADAPTERS

## 6400



### SAE O-Ring Connector

- (1) Male JIC Flare
  - (2) Male SAE O-Ring Boss
- SAE 070120

640002FRG	64000506FRG	64000806FRG	64001014FRG	640012FRG	64002012FRG
64000302FRG	64000508FRG	64000810FRG	64001016FRG	64001410FRG	64002016FRG
640003FRG	640005FRG	64000812FRG	64001020FRG	64001412FRG	64002024FRG
64000402FRG	64000604FRG	64000814FRG	640010FRG	64001416FRG	640020FRG
64000403FRG	64000605FRG	64000816FRG	64001204FRG	640014FRG	64002412FRG
64000405FRG	64000608FRG	640008FRG	64001206FRG	64001608FRG	64002416FRG
64000406FRG	64000610FRG	64001002FRG	64001208FRG	64001610FRG	64002420FRG
64000408FRG	64000612FRG	64001004FRG	64001210FRG	64001612FRG	64002432FRG
64000410FRG	64000616FRG	64001006FRG	64001214FRG	64001614FRG	640024FRG
64000412FRG	640006FRG	64001008FRG	64001216FRG	64001620FRG	64003224FRG
640004FRG	64000802FRG	64001008FRG	64001220FRG	64001624FRG	640032FRG
64000504FRG	64000804FRG	64001012FRG	64001224FRG	640016FRG	

## 6400L



### Long O-Ring Connector

- (1) Male JIC Flare
  - (2) Male SAE O-Ring Boss
- SAE 070122

6400L04FRG	6400L1210FRG
6400L0608FRG	6400L12FRG
6400L06FRG	6400L16FRG
6400L0806FRG	6400L2016FRG
6400L08FRG	6400L20FRG
6400L10FRG	

## 6401



### O-Ring Boss/Male Pipe Adapter

- (1) Male SAE O-Ring Boss
- (2) Male NPTF Pipe

64010204FRG	64011008FRG
64010402FRG	64011208FRG
64010404FRG	64011212FRG
64010504FRG	64011216FRG
64010604FRG	64011412FRG
64010606FRG	64011612FRG
64010608FRG	64011616FRG
64010804FRG	64011620FRG
64010806FRG	64012020FRG
64010808FRG	64012024FRG
64010812FRG	64012420FRG
64011004FRG	64012424FRG
64011006FRG	64013232FRG

## 6402



### O-Ring/Female JIC Swivel Adapter

- (1) Male SAE O-Ring Boss
- (2) Female JIC Swivel

64020404FRG	64021010FRG
64020406FRG	64021212FRG
64020606FRG	64021612FRG
64020608FRG	64021616FRG
64020806FRG	64022020FRG
64020808FRG	64022424FRG
64020810FRG	64023232FRG
64021008FRG	

## 6403NWO



### Adjustable O-Ring Union

- (1) Male SAE O-Ring Boss
  - (2) Adjustable O-Ring Boss
- Jump Sizes Available

64030606FRG	6403NW010FRG
64030808FRG	6403NW01210FRG
64031212FRG	6403NW012FRG
6403NW004FRG	6403NW01612FRG
6403NW00604FRG	6403NW016FRG
6403NW006FRG	6403NW020FRG
6403NW00806FRG	6403NW024FRG
6403NW008FRG	6403NW032FRG

Drop the NWO for a rigid style 6403.

*If you desire rigid style 6403, drop the "NWO" from the part number when ordering.*

## SAE O-RING ADAPTERS

## 6404



## Female O-Ring Pipe Adapter

- (1) Female O-Ring Port  
(2) Male NPTF Pipe

64040402FRG	64040812FRG
64040404FRG	64041008FRG
64040604FRG	64041012FRG
64040606FRG	64041212FRG
64040608FRG	64041616FRG
64040806FRG	64042020FRG
64040808FRG	

## 6405



## O-Ring to Female Pipe Adapter

- (1) Male SAE O-Ring Boss  
(2) Female NPTF Pipe

64050202FRG	64050604FRG	64051004FRG	64051216FRG	64052012FRG	64053220FRG
64050302FRG	64050606FRG	64051006FRG	64051412FRG	64052016FRG	64053224FRG
64050402FRG	64050608FRG	64051008FRG	64051416FRG	64052020FRG	64053232FRG
64050404FRG	64050804FRG	64051012FRG	64051608FRG	64052024FRG	
64050406FRG	64050806FRG	64051204FRG	64051612FRG	64052416FRG	
64050502FRG	64050808FRG	64051206FRG	64051616FRG	64052420FRG	
64050504FRG	64050812FRG	64051208FRG	64051620FRG	64052424FRG	
64050602FRG	64051002FRG	64051212FRG	64051624FRG	64052432FRG	

## 6408



## Hex Head O-Ring Plug

- (1) Male SAE O-Ring Boss  
SAE 090109

640804FRG	640814FRG
640805FRG	640816FRG
640806FRG	640820FRG
640808FRG	640824FRG
640810FRG	640832FRG
640812FRG	640840FRG

## 6408HHP



## Hollow Hex Head O-Ring Plug

- (1) Male SAE O-Ring Boss  
SAE 090109B

6408HHP02FRG	6408HHP10FRG
6408HHP03FRG	6408HHP12FRG
6408HHP04FRG	6408HHP16FRG
6408HHP05FRG	6408HHP20FRG
6408HHP06FRG	6408HHP24FRG
6408HHP08FRG	6408HHP32FRG

## 6410



## O-Ring Port Reducer

- (1) Male SAE O-Ring Boss  
(2) Female O-Ring Port  
SAE 090136

64100404FRG	64100812FRG	64101210FRG	64101620FRG
64100406FRG	64101004FRG	64101212FRG	64102004FRG
64100504FRG	64101006FRG	64101216FRG	64102010FRG
64100604FRG	64101008FRG	64101412FRG	64102012FRG
64100606FRG	64101010FRG	64101604FRG	64102016FRG
64100608FRG	64101012FRG	64101606FRG	64102416FRG
64100806FRG	64101204FRG	64101608FRG	64102420FRG
64100808FRG	64101206FRG	64101610FRG	64103224FRG
64100810FRG	64101208FRG	64101612FRG	

## 6420



## O-Ring Pipe Coupling

- (1) Female O-Ring Port  
(2) Female NPTF Pipe  
Available in all straight sizes & single jump sizes

64200404FRG	64200808FRG
64200606FRG	64201212FRG

## 6425



## O-Ring Coupling

- (1, 2) Female O-Ring Port

64250404FRG	64251010FRG
64250606FRG	64251212FRG
64250808FRG	

# SAE O-RING ADAPTERS

## 6801



**90° SAE O-Ring Elbow**  
 (1) Male JIC Flare  
 (2) Male SAE O-Ring Boss  
 SAE 070220

68010204FRG	68010506FRG	68010806FRG	68011208FRG	68011614FRG	68013224FRG
680102FRG	68010508FRG	68010810FRG	68011210FRG	68011620FRG	680132FRG
680103FRG	68010510FRG	68010812FRG	68011214FRG	68011624FRG	6801S0606*
68010402FRG	680105FRG	68010816FRG	68011216FRG	680116FRG	6801S0808*
68010405FRG	68010604FRG	680108FRG	68011220FRG	68012012FRG	6801S1010*
68010406FRG	68010605FRG	68011006FRG	680112FRG	68012016FRG	*Male Boss Swivels
68010408FRG	68010608FRG	68011008FRG	68011416FRG	68012024FRG	
68010412FRG	68010610FRG	68011012FRG	680114FRG	68012032FRG	
680104FRG	68010612FRG	68011016FRG	68011608FRG	680120FRG	
68010503FRG	680106FRG	680110FRG	68011610FRG	68012420FRG	
68010504FRG	68010804FRG	68011206FRG	68011612FRG	680124FRG	

## 6801L



**Long 6801**  
 (1) Male JIC Flare  
 (2) Male SAE O-Ring Boss

6801L04FRG	6801L10FRG
6801L06FRG	6801L12FRG
6801L0806FRG	6801L16FRG
6801L0810FRG	6801L20FRG
6801L08FRG	

## 6801LL



**Extra Long 6801**  
 (1) Male JIC Flare  
 (2) Male SAE O-Ring Boss

6801LL0406FRG	6801LL08FRG
6801LL04FRG	6801LL10FRG
6801LL0608FRG	6801LL12FRG
6801LL06FRG	6801LL16FRG
6801LL0806FRG	6801LL2016FRG
6801LL0810FRG	

## 6802



**45° SAE O-Ring Elbow**  
 (1) Male JIC Flare  
 (2) Male SAE O-Ring Boss  
 SAE 070320

68020406FRG	680210FRG
68020408FRG	68021208FRG
680204FRG	68021210FRG
68020506FRG	68021216FRG
680205FRG	680212FRG
68020604FRG	68021612FRG
68020608FRG	68021620FRG
68020610FRG	680216FRG
680206FRG	68022016FRG
68020806FRG	68022024FRG
68020810FRG	680220FRG
68020812FRG	68022420FRG
680208FRG	680224FRG
68021008FRG	680232FRG
68021012FRG	

## 6803



**SAE O-Ring Branch Tee**  
 (1, 2) Male JIC Flare  
 (3) Male SAE O-Ring Boss  
 SAE 070429

6803040402FRG	680308FRG
6803040406FRG	6803101008FRG
6803040604FRG	680310FRG
680304FRG	680312FRG
680305FRG	680314FRG
68030604FRG	6803161612FRG
6803060604FRG	680316FRG
6803060608FRG	680320FRG
6803060808FRG	680324FRG
680306FRG	680332FRG
6803080806FRG	

## 6804



**SAE O-Ring Run Tee**  
 (1, 3) Male JIC Flare  
 (2) Male SAE O-Ring Boss  
 SAE 070428

6804040604FRG	680410FRG
680404FRG	6804121216FRG
6804060406FRG	680412FRG
6804060806FRG	680414FRG
680406FRG	6804161216FRG
68040810FRG	680416FRG
680408FRG	680420FRG
6804100810FRG	680424FRG
6804101210FRG	680432FRG

Don't see it pictured? Give us a call.  
 Chances are we have it or can make it.  
 Call today!

## SAE O-RING ADAPTERS

## 6805



O-Ring/Female Pipe 90° Elbow  
(1) Male SAE O-Ring Boss  
(2) Female NPTF Pipe

68050402FRG	68051008FRG
68050404FRG	68051208FRG
68050502FRG	68051212FRG
68050604FRG	68051412FRG
68050606FRG	68051616FRG
68050806FRG	68052020FRG
68050808FRG	68052424FRG
68051006FRG	68053232FRG

## 6806



O-Ring/Male Pipe 90° Elbow  
(1) Male SAE O-Ring Boss  
(2) Male NPTF Pipe

68060402FRG	68061212FRG
68060404FRG	68061216FRG
68060604FRG	68061412FRG
68060606FRG	68061616FRG
68060608FRG	68061620FRG
68060806FRG	68062020FRG
68060808FRG	68062024FRG
68061008FRG	68062424FRG


## 6807



Adjustable O-Ring 90° Elbow  
(1, 2) SAE O-Ring Boss

68070404FRG	68071212FRG
68070606FRG	68071616FRG
68070806FRG	68072020FRG
68070808FRG	68072424FRG
68071010FRG	

## 6809



Female JIC Swivel/  
O-Ring 90° Elbow  
(1) Female JIC Flare Swivel  
(2) Male SAE O-Ring Boss

68090404FRG	68091008FRG
68090604FRG	68091010FRG
68090606FRG	68091210FRG
68090608FRG	68091212FRG
68090806FRG	68091616FRG
68090808FRG	68092020FRG

## 6815



Male/Female O-Ring 90° Elbow  
(1) Male SAE O-Ring Boss  
(2) Female SAE O-Ring

68150402FRG	68151008FRG
68150404FRG	68151208FRG
68150502FRG	68151212FRG
68150604FRG	68151412FRG
68150606FRG	68151616FRG
68150806FRG	68152020FRG
68150808FRG	68152424FRG
68151006FRG	68153232FRG

PRESSURE  
RATING (PSI)

	RIGID SAE THREAD	ADJUSTABLE SAE & FEMALE SWIVEL
-2	5000	5000
-3	5000	5000
-4	5000	4500
-5	5000	4000
-6	5000	4000
-8	4500	4000
-10	3500	3000
-12	3500	3000
-14	3000	2500
-16	3000	2500
-20	2500	2000
-24	2000	1500
-32	1500	1125

TORQUE  
RATINGS

	FT/LBs
-2	6-7
-3	8-9
-4	13-15
-5	17-19
-6	22-24
-8	40-43
-10	43-48
-12	68-75
-14	90-99
-16	112-123
-20	146-161
-24	154-170
-32	218-240

*Recommended torque values and actual torque should be based on the application.*

# RESTRICTIONS

KRJ can custom build numerous adapters into restricted fittings. If you don't see a part or a restriction listed, call 1-800-255-0298 to check availability. Many adapter configurations are stock or can be built to fix your specific restriction. All parts are followed with their restriction.

## 1404R



**Male Pipe Swivel Adapter**  
 (1) Male NPTF Pipe  
 (2) Female NPSM Swivel  
 Restriction

1404R0404.031	1404R0606.062
1404R0404.062	1404R0808.031
1404R0606.031	1404R0808.062

## 1501R



**90° Male Pipe Swivel Elbow**  
 (1) Male NPTF Pipe  
 (2) Female NPSM Swivel  
 Restriction

1501R0404.031	1501R0606.062
1501R0404.062	1501R0808.031
1501R0606.031	1501R0808.062

## 2404R



**Male Connector**  
 (1) Male JIC  
 (2) Male NPTF Pipe  
 Restriction

2404R0404.031	2404R0606.062
2404R0404.062	2404R0808.031
2404R0606.031	2404R0808.062

## 2406R



**Tube Reducer/Expander**  
 (1) Female JIC  
 (2) Male JIC  
 Restriction

2406R0404.031	2406R0606.062
2406R0404.062	2406R0808.031
2406R0606.031	2406R0808.062

## 2501R



**Male Elbow**  
 (1) Male JIC  
 (2) Male NPTF Pipe  
 Restriction

2501R0606.031	2501R0608.062
2501R0606.062	2501R0808.031
2501R0608.031	2501R0808.062

## 5405R



**Pipe Adapter**  
 (1) Male NPTF Pipe  
 (2) Female NPTF Pipe  
 Restriction

5405R0404.031	5405R0808.031
5405R0606.031	

## 5406R



**Pipe Plug**  
*All Plug Sizes Available*  
*Both Hollow Hex & Flush Plugs*

5406H02	5406H06
5406F02	5406F06
5406H04	5406H08
5406F04	5406F08

## 6400R



**SAE O-Ring Connector**  
 (1) Male JIC  
 (2) Male SAE O-Ring  
 Restriction

6400R0404.031	6400R0608.031
6400R0404.062	6400R0808.031
6400R0606.031	6400R0808.062
6400R0606.062	

## 6801R



**90° SAE O-Ring Elbow**  
 (1) Male JIC  
 (2) Male SAE O-Ring  
 Restriction  
*Available in Long & Extra Long*

6801R0406.031	6801R0608.062
6801R0606.031	6801R0808.031
6801R0606.062	6801R0808.062
6801R0608.031	

## 6901R



**90° O-Ring/Female Pipe Swivel Elbow**  
 (1) Male O-Ring Adjustable  
 (2) Female NPSM Pipe  
 Restriction

6901R0606.031	6901R0808.031
6901R0806.031	

## FS6400R



**Flat Face SAE O-Ring Connector**  
 (1) Male Flat Face  
 (2) Male SAE O-Ring Boss  
 Restriction

FS6400R04.031	FS6400R0608.031
FS6400R06.031	FS6400R08.031

## FS6801R



**Flat Face SAE O-Ring Elbow**  
 (1) Male Flat Face  
 (2) Male SAE O-Ring Boss  
 Restriction

FS6801R0606.031	FS6801R0808.031
FS6801R0608.031	

Don't see a restriction size? We can customize in house. Send your inquiry to [sales@krjohnson.com](mailto:sales@krjohnson.com).



## FACE SEAL ADAPTERS

## 90FS



## Flat Face O-Ring

(1) Nominal FF Size  
90 Durometer Buna-N

90FS04	90FS16
90FS06	90FS20
90FS08	90FS24
90FS10	90FS32
90FS12	

## FS2401



## Flat Face Male JIC Connector

(1) Male Flat Face  
(2) Male JIC

FS24010404	FS24011212
FS24010606	FS24011616
FS24010808	FS24012020
FS24011010	FS24012424

## FS2403



## Male Flat Face Union

(1, 2) Male Flat Face

FS240304	FS24031210
FS240306	FS240316
FS24030604	FS24031612
FS240308	FS24031614
FS24030806	FS240320
FS240310	FS240324
FS24031008	
FS240312	
FS24031208	

## FS2404



## Flat Face Male Pipe Connector

(1) Male Flat Face  
(2) Male NPTF Pipe

FS24040402	FS24040812
FS24040404	FS24041008
FS24040406	FS24041012
FS24040408	FS24041208
FS24040602	FS24041212
FS24040604	FS24041216
FS24040606	FS24041612
FS24040608	FS24041616
FS24040804	FS24042016
FS24040806	FS24042020
FS24040808	FS24042424

## FS2406



## Flat Face Tube Reducer

(1) Female Flat Face  
(2) Male Flat Face

FS24060406	FS24061210
FS24060604	FS24061608
FS24060804	FS24061610
FS24060806	FS24061612
FS24061004	FS24061616
FS24061006	FS24062008
FS24061008	FS24062012
FS24061204	FS24062016
FS24061206	FS24062416
FS24061208	FS24062420

## FS2408



## Male Flat Face Plug

(1) Male Flat Face

FS240804	FS240812
FS240806	FS240816
FS240808	FS240820
FS240810	FS240824

## FS2500



## 90° Male Flat Face Union Elbow

(1, 2) Male Flat Face

FS25000404	FS25001212
FS25000606	FS25001616
FS25000808	FS25002020
FS25001010	FS25002424

## FS2501



## Flat Face 90° Male Pipe Elbow

(1) Male Flat Face  
(2) Male NPTF Pipe

FS25010402	FS25011012
FS25010404	FS25011208
FS25010604	FS25011212
FS25010606	FS25011216
FS25010608	FS25011612
FS25010806	FS25011616
FS25010808	FS25012020
FS25010812	FS25012424
FS25011008	

## FS2503



## Flat Face 45° Male Pipe Elbow

(1) Male Flat Face  
(2) Male NPTF Pipe

FS25030404	FS25030808
FS25030406	FS25031008
FS25030604	FS25031212
FS25030606	FS25031616
FS25030806	FS25032020

## FS2601



## Male Flat Face Branch Pipe Tee

(1, 2) Male Flat Face  
(3) Male NPTF Pipe

FS26010404	FS26011212
FS26010604	FS26011616
FS26010606	FS26012020
FS26010806	
FS26010808	
FS26011008	

## FS2603



## Male Flat Face Tee

(1, 2, 3) Male Flat Face

FS260304	FS260316
FS260306	FS260320
FS260308	FS260324
FS260310	
FS260312	

## FS2650



## Male Flat Face Cross

(1, 2, 3, 4) Male Flat Face

FS265004	FS265008
FS265006	

## FACE SEAL ADAPTERS

## FS2700



**Male Flat Face Bulkhead Union**  
 (1) Male Flat Face  
 (2) Male FF Bulkhead W/LN

FS2700LN04	FS2700LN12
FS2700LN06	FS2700LN16
FS2700LN08	FS2700LN20
FS2700LN10	FS2700LN24

## FS2701



**Male Flat Face 90° Bulkhead Union**  
 (1) Male Flat Face  
 (2) Male FF Bulkhead W/ LN

FS2701LN04	FS2701LN12
FS2701LN06	FS2701LN16
FS2701LN08	FS2701LN20
FS2701LN10	FS2701LN24

## FS2702



**Male Flat Face 45° Bulkhead Union**  
 (1) Male Flat Face  
 (2) Male FF Bulkhead W/LN

FS2702LN04	FS2702LN12
FS2702LN06	FS2702LN16
FS2702LN08	FS2702LN20
FS2702LN10	FS2702LN24

## FS2703



**Male Flat Face Bulkhead Tee**  
 (1, 2) Male Flat Face  
 (3) Male FF Bulkhead W/LN

FS2703LN04	FS2703LN12
FS2703LN06	FS2703LN16
FS2703LN08	FS2703LN20
FS2703LN10	

## FS2704



**Male Flat Face Bulkhead Run Tee**  
 (1, 3) Male Flat Face  
 (2) Male FF Bulkhead W/LN

FS2704LN04	FS2704LN10
FS2704LN06	FS2704LN12
FS2704LN08	FS2704LN16

## FS304C



**Flat Face Cap**  
 (1) Female Flat Face

FS304C04	FS304C12
FS304C06	FS304C16
FS304C08	FS304C20
FS304C10	FS304C24

## FS306



**Flat Face Bulkhead Lock Nut**  
 (1) Tube O.D.  
 Flat Face Thread

FS30604	FS30612
FS30606	FS30616
FS30608	FS30620
FS30610	

## FS318



**Flat Face Braze Tube Nut**  
 (1) Tube O.D.  
 Flat Face Thread

FS31804	FS31812
FS31806	FS31816
FS31808	FS31820
FS31810	FS31824

## FS319



**Flat Face Braze Sleeve**  
 (1) Braze Port  
 (2) Tube O.D.

FS31904	FS31912
FS31906	FS31916
FS31908	FS31920
FS31910	FS31924

## FS6400



**Flat Face SAE O-Ring Connector**  
 (1) Male Flat Face  
 (2) Male SAE O-Ring

FS640004	FS64001012
FS64000406	FS640012
FS64000408	FS64001208
FS640006	FS64001210
FS64000604	FS64001216
FS64000608	FS640016
FS64000610	FS64001612
FS640008	FS64001620
FS64000804	FS64001624
FS64000806	FS640020
FS64000810	FS64002016
FS64000812	FS64002024
FS64000816	FS640024
FS640010	FS64002420
FS64001008	

## FS6400L



**Flat Face SAE O-Ring Connector-LONG**  
 (1) Male Flat Face  
 (2) Male SAE O-Ring

FS6400L04	FS6400L12
FS6400L06	FS6400L16
FS6400L08	FS6400L20
FS6400L10	

## FS6402



**Female Flat Face O-Ring Connector**  
 (1) Female Flat Face Swivel  
 (2) Male SAE O-Ring

FS64020404	FS64021210
FS64020606	FS64021212
FS64020808	FS64021616
FS64020812	FS64022020
FS64021008	FS64022024
FS64021010	FS64022420
FS64021012	FS64022424

## FACE SEAL ADAPTERS

## FS6500



**Flat Face 90° Elbow**  
(1) Male Flat Face  
(2) Female Flat Face Swivel

FS650004	FS650012
FS650006	FS650016
FS650008	FS650020
FS650010	FS650024

## FS6502



**Flat Face 45° Elbow**  
(1) Male Flat Face  
(2) Female Flat Face Swivel

FS650204	FS650212
FS650206	FS650216
FS650208	FS650220
FS650210	

## FS6504



**Male Flat Face Female JIC Connector**  
(1) Male Flat Face  
(2) Female JIC Swivel

FS65040404	FS65041010
FS65040606	FS65041212
FS65040808	FS65041616

## FS6508



**Female Flat Face Male JIC Connector**  
(1) Male JIC  
(2) Female Flat Face

FS65080404	FS65081212
FS65080606	FS65081616
FS65080808	FS65082020
FS65081010	

## FS6600



**Flat Face Swivel Branch Tee**  
(1, 2) Male Flat Face  
(3) Female Flat Face Swivel

FS660004	FS660016
FS660006	FS660020
FS660008	FS660024
FS660010	
FS660012	

## FS6602



**Flat Face Swivel Run Tee**  
(1, 3) Male Flat Face  
(2) Female Flat Face Swivel

FS660204	FS660216
FS660206	FS660220
FS660208	FS660224
FS660210	
FS660212	

## FS6801



**Male Flat Face 90° SAE Elbow**  
(1) Male Flat Face  
(2) Adjustable Male SAE O-Ring

FS680104	FS68011012
FS68010406	FS680112
FS68010408	FS68011208
FS680106	FS68011210
FS68010604	FS68011216
FS68010608	FS680116
FS68010610	FS68011612
FS680108	FS68011620
FS68010806	FS680120
FS68010810	FS68012016
FS68010812	FS68012024
FS680110	FS680124
FS68011008	

## FS6802



**Male Flat Face 45° SAE Elbow**  
(1) Male Flat Face  
(2) Adjustable Male SAE O-Ring

FS680204	FS68021012
FS68020406	FS680212
FS680206	FS68021210
FS68020608	FS680216
FS680208	FS680220
FS68020806	FS680224
FS68020810	
FS68020812	
FS680210	

## FS6803



**Flat Face SAE O-Ring Branch Tee**  
(1, 2) Male Flat Face  
(3) Adjustable Male SAE O-Ring

FS680304	FS680312
FS680306	FS680316
FS680308	FS680320
FS680310	FS680324

## FS6804



**Flat Face SAE O-Ring Run Tee**  
(1, 3) Male Flat Face  
(2) Adjustable Male SAE O-Ring

FS680404	FS680412
FS680406	FS680416
FS680408	FS680420
FS680410	FS680424

## FS6809



**Female Flat Face 90° SAE Elbow**  
(1) Adjustable Male SAE O-Ring  
(2) Female Flat Face Swivel

FS68090404	FS68091212
FS68090606	FS68091616
FS68090808	FS68092020
FS68091010	FS68092424

## BRITISH & METRIC ADAPTERS

### British Standard Parallel Pipe (BSPP)

Seals in a BSPP port by either a "Hard Seat" (Metal contour cut onto the fitting) or a "Soft Seat" (consisting of an O-Ring and a containing ring or washer). To seal with a female BSPP swivel, the male BSPP must have a 30° chamfer.

### British Standard Pipe Tapered (BSPT)

BSPT and American NPTF Pipe are almost identical. The differences between them are their flank angles, (55° vs. 60°) and the pitch (except on the 1/2 and 3/4 inch pipe sizes).

#### B3401



**Male BSPP Pipe Adapter**  
(1) Male NPTF Thread  
(2) Male BSPP  
Hard Seat

B34010404	B34011212
B34010604	B34011616
B34010606	B34012020
B34010806	B34012424
B34010808	B34013232

#### B3402



**Male BSPP X Female JIC Swivel**  
(1) Male BSPP  
(2) Female JIC Swivel  
Hard Seat

B34020204	B34021008
B34020404	B34021010
B34020406	B34021212
B34020604	B34021216
B34020606	B34021616
B34020608	B34022020
B34020806	B34022424
B34020808	B34023232

#### B3404



**Male BSPT X Male JIC Adapter**  
(1) Male JIC  
(2) Male BSPT

B34040402	B34041008
B34040404	B34041012
B34040406	B34041208
B34040504	B34041212
B34040602	B34041216
B34040604	B34041612
B34040606	B34041616
B34040608	B34042020
B34040806	B34042424
B34040808	

#### B3405



**Male JIC X Female BSPP**  
(1) Male JIC  
(2) Female BSPP

B34050402	B34050808
B34050404	B34051008
B34050502	B34051212
B34050604	B34051616
B34050606	B34052020
B34050806	

#### B3406



**BSPP Cap**  
(1) Female BSPP

B340602	B340616
B340604	B340620
B340606	B340624
B340608	B340632
B340610	
B340612	

#### B3408



**BSPP Hex Head Plug**  
(1) Male BSPP

B340802	B340812
B340804	B340816
B340806	B340820
B340808	B340824
B340810	

#### B3408H



**BSPP Hollow Hex Plug**  
(1) Male BSPP

B3408HHP02	B3408HHP08
B3408HHP04	B3408HHP12
B3408HHP06	B3408HHP16

#### B3455



**Male BSPP X Female Pipe Adapter**  
(1) Female NPTF Pipe  
(2) Male BSPP

B34550202	B34550808
B34550402	B34551212
B34550404	B34551616
B34550406	B34552020
B34550604	B34552424
B34550606	

## BRITISH &amp; METRIC ADAPTERS

## B3501



Male JIC X Male BSPT 90° Elbow  
(1) Male JIC  
(2) Male BSPT

B35010402	B35010808
B35010404	B35011008
B35010604	B35011208
B35010606	B35011212
B35010608	B35011616
B35010806	B35012020

## B3504



Male JIC X Female BSPP Swivel  
(1) Male JIC  
(2) Female BSPP Swivel

B35040402	B35040810
B35040404	B35041008
B35040604	B35041010
B35040606	B35041212
B35040608	B35041216
B35040806	B35041616
B35040808	B35042020

## B3505



Male BSPP X Female BSPP Swivel  
(1) Male BSPP-Hard Seat  
(2) Female BSPP Swivel

B35050404	B35051212
B35050606	B35051616
B35050808	

## B3506



Female BSPP X JIC Female  
(1) Female BSPP Swivel  
(2) Female JIC

B35060404	B35061212
B35060606	B35061616
B35060808	

## B3508



Male BSPT Plug  
(1) Male BSPT

B350802	B350808
B350804	B350812
B350806	B350816

## B3800



Male JIC X Male BSPP Connector  
(1) Male JIC  
(2) Male BSPP

B38000402	B38000508	B38000808	B38001016	B38001612	B38002420
B38000404	B38000602	B38000810	B38001208	B38001616	B38002424
B38000406	B38000604	B38000812	B38001210	B38001620	B38003232
B38000408	B38000606	B38001006	B38001212	B38001624	
B38000502	B38000608	B38001008	B38001216	B38002016	
B38000504	B38000804	B38001010	B38001412	B38002020	
B38000506	B38000806	B38001012	B38001416	B38002024	

## B3800HS



Male JIC X Male BSPP  
Hard Seat Connector  
(1) Male JIC  
(2) Male BSPP

B3800HS0402	B3800HS0812
B3800HS0404	B3800HS1008
B3800HS0408	B3800HS1010
B3800HS0504	B3800HS1012
B3800HS0506	B3800HS1016
B3800HS0508	B3800HS1206
B3800HS0604	B3800HS1412
B3800HS0606	B3800HS1616
B3800HS0608	
B3800HS0806	
B3800HS0808	

## B3801



Male JIC X Male BSPP 90° Elbow  
(1) Male JIC  
(2) Male BSPP  
Adjustable Nut/Washer/O-Ring

B38010402	B38011008
B38010404	B38011012
B38010502	B38011208
B38010504	B38011212
B38010604	B38011216
B38010606	B38011612
B38010608	B38011616
B38010804	B38011620
B38010806	B38012016
B38010808	B38012020
B38010812	B38012424

## B3802



Male JIC X Male BSPP 45° Elbow  
(1) Male JIC  
(2) Male BSPP  
Adjustable Nut/Washer/O-Ring

B38020404	B38020808
B38020604	B38021212
B38020606	B38021616
B38020806	

## DS



BSPP Dowty Seal

DS02	DS16
DS04	DS20
DS06	DS24
DS08	DS32
DS10	DS40
DS12	

## BRITISH &amp; METRIC ADAPTERS

## DM



Metric Dowty Seal

DM08	DM22
DM10	DM24
DM12	DM26
DM14	DM27
DM16	DM30
DM18	DM33
DM20	DM42

## M3504

Male JIC X Metric Female Swivel  
(1) Male JIC  
(2) Female Metric Swivel

M35040616	M35041226
M35040818	M35041230
M35040822	M35041630
M35040824	M35041642

## M7400

Male JIC X Male Metric Connector  
(1) Male JIC  
(2) Male Metric Parallel Thread

M74000410	M74000614	M74000820	M74001222
M74000412	M74000616	M74000822	M74001224
M74000414	M74000618	M74001018	M74001226
M74000418	M74000620	M74001020	M74001227
M74000512	M74000812	M74001022	M74001627
M74000514	M74000814	M74001025	M74001633
M74000610	M74000816	M74001218	M74002042
M74000612	M74000818	M74001220	M74002448

## M7408

Metric Parallel Plug  
(1) Metric Parallel Thread

M740810	M740822
M740812	M740824
M740814	M740826
M740816	M740827
M740818	M740830
M740820	M740833

## M7408H

Metric Hollow Hex Plug  
(1) Metric Parallel Thread

M7408HHP10	M7408HHP22
M7408HHP12	M7408HHP27
M7408HHP14	
M7408HHP16	
M7408HHP18	

## M7455

Metric Parallel X Female Pipe  
(1) Female NPTF Pipe  
(2) Male Metric Parallel Thread

M74550208	M74550414	M74550622	M74551224
M74550210	M74550418	M74550816	M74551227
M74550212	M74550612	M74550818	M74551233
M74550214	M74550616	M74550820	M74551633
M74550216	M74550618	M74550822	M74551642
M74550412	M74550620	M74550824	

## M7801

Male JIC X Male Metric 90° Elbow  
(1) Male JIC  
(2) Male Metric Parallel Thread

M78010410	M78010822
M78010412	M78011018
M78010414	M78011020
M78010512	M78011022
M78010514	M78011222
M78010614	M78011226
M78010616	M78011227
M78010618	M78011627
M78010816	M78011633
M78010818	

Don't see it pictured? Give us a call.  
Chances are we have it or can make it.  
Call today!

## BRITISH &amp; METRIC ADAPTERS

## BRITISH THREAD

PRESSURE  
RATING (PSI)

	NPTF ENDS	UNION
-2	5000	5000
-4	4000	5000
-6	3000	4000
-8	3000	3500
-12	2500	2250
-16	2000	2000
-20	1150	1625
-24	1000	1250
-32	1000	1125

TORQUE  
RATINGS

	NPTF ENDS FT/LBS	UNION FT/LBS	FLATS
-2	12	13	1-1.75
-4	25	20	1-1.75
-6	40	25	1-1.75
-8	54	47	.75-1.5
-12	78	84	.75-1.5
-16	112	129	.75-1.5
-20	154	152	.75-1.5
-24	211	152	.75-1.5
-32	300	300	.75-1.5

Recommended torque values and actual torque should be based on the application.

## METRIC THREAD

PRESSURE  
RATING (PSI)

NOMINAL TUBE O.D.	THREAD	MWP	THREAD	MWP	THREAD	MWP
4 MM	M8X1.0	1500				
6 MM	M10X1.0	1500	M12X1.5	3750	M14X1.5	9450
8 MM	M12X1.0	1500	M14X1.5	3750	M16X1.5	9450
10 MM	M14X1.0	1500	M16X1.5	3750	M18X1.5	9450
12 MM	M16X1.0	1500	M18X1.5	3750	M20X1.5	9450
14 MM					M22X1.5	9450
15 MM			M22X1.5	3750		
16 MM					M24X1.5	6000
18 MM			M26X1.5	2400		
20 MM					M30X2.0	6000
22 MM			M30X2.0	2400		
25 MM					M36X2.20	6000
28 MM			M36X2.0	1500PSI		
30 MM					M42X2.0	3750
35 MM			M45X2.0	1500		
38 MM					M52X2.0	3750
42 MM			M52X2.0	1500		

TORQUE  
RATING

	FT/LBS
-10	10-20
-12	10-20
-14	20-35
-16	25-40
-18	30-45
-20	35-50
-22	40-70
-24	40-70
-26	60-100
-27	80-120
-30	80-120
-33	80-120
-36	100-150
-42	150-220
-48	180-250

Recommended torque values and actual torque should be based on the application.

## STEEL HOSE BARB FITTINGS

## 4404



## Male Pipe Beaded Hose Insert

- (1) Hose I.D.  
(2) Male NPTF Pipe

44040402	44041208
44040404	44041212
44040606	44041612
44040502	44041616
44040604	44042016
44040606	44042020
44040806	44042024
44040808	44042420
44040812	44042424
44041006	44043232
44041008	44044040
44041012	

## 4444



## Hose Barb X Male NPTF Pipe

- (1) Hose I.D.  
(2) Male NPTF Pipe

44441212	44442020
44441216	44442424
44441616	44443232

## 4445



## Hose Barb X Female JIC

- (1) Hose I.D.  
(2) Female JIC

44450808	44451620
44451212	44452020
44451216	44452424
44451616	44453232

If you desire a Beaded Hose Insert, add a "BH" to the end of the part number when ordering for series 4450, 4459 & 4460.

## 4450



## Hose Barb X Code 61 Flange

- (1) Hose I.D.  
(2) Code 61 Flange  
*Available as Beaded Hose Insert, see ordering instructions in upper-right.*

44501616	44503232
44501632	44503240
44502020	44503248
44502024	44504040
44502420	44504048
44502424	44504848
44502432	44504864

## 4459



## Hose Barb X Code 61 Flange 90° Elbow

- (1) Hose I.D.  
(2) Code 61 Flange  
*Available as Beaded Hose Insert, see ordering instructions in upper-right.*

44591212	44592432
44591216	44593232
44591616	44593240
44591620	44593248
44592016	44594032
44592020	44594040
44592024	44594048
44592420	44594848
44592424	

## 4460



## Hose Barb X Code 61 Flange 45° Elbow

- (1) Hose I.D.  
(2) Code 61 Flange  
*Available as Beaded Hose Insert, see ordering instructions in upper-right.*

44601612	44603240
44601616	44604040
44602020	44604048
44602024	44604848
44602424	44604864
44603232	

## 4501



## 90° Elbow Male Pipe Beaded Hose Insert

- (1) Hose I.D.  
(2) Male NPTF Pipe

45010402	45010806	45011212	45012420
45010404	45010808	45011216	45012424
45010502	45010812	45011612	45013224
45010504	45011006	45011616	45013232
45010602	45011008	45011620	45014040
45010604	45011012	45012016	
45010606	45011206	45012020	
45010804	45011208	45012024	

## 4503



## 45° Elbow Male Pipe Beaded Hose Insert

- (1) Hose I.D.  
(2) Male NPTF Pipe

45030402	45031012
45030404	45031208
45030502	45031212
45030504	45031612
45030604	45031616
45030606	45031620
45030806	45032016
45030808	45032020
46031006	45032424
45031008	45033232



## STEEL HOSE BARB FITTINGS

## 4601



90° Elbow Male O-Ring  
Beaded Hose Insert

(1) Hose I.D.  
(2) Male SAE O-Ring

46010404	46011216
46010505	46011412
46010604	46041416
46010606	46011610
46010608	46011612
46010806	46011616
46010808	46011620
46010810	46012012
46010816	46012016
46011008	46012020
46011010	46012024
46011012	46012416
46011208	46012420
46011210	46012424
46011212	46013232

## 4603



45° Elbow Male O-Ring  
Beaded Hose Insert

(1) Hose I.D.  
(2) Male SAE O-Ring

46030404	46031216
46030606	46031612
46030806	46031616
46030808	46031620
46030810	46032016
46031008	46032020
46031010	46032024
46031012	46032420
46031208	46032424
46031210	46033232
46031212	

## 4604



Male O-Ring Beaded Insert

(1) Hose I.D.  
(2) Male SAE O-Ring

46040404	46041216
46040406	46041610
46040604	46041612
46040606	46041616
46040608	46041620
46040806	46042012
46040808	46042016
46040810	46042020
46041008	46042024
46041010	46042420
46041012	46042424
46041208	46043220
46041210	46043224
46041212	46043232

## PIPE NIPPLES

3 types for your different applications.

### BP5400

- Schedule 40 welded black pipe
- Threads per ANSI/ASME B1.201
- Material per ASTM A53
- Low pressure applications
- Custom lengths available, contact for a quote



#### HOW TO ORDER

**BP5400-08-045**

Family  
Size Available  
Length Available

#### Examples

**BP540008045**

½" Pipe, 4½" Nipple

**5400N08060**

½" Pipe, 6" Nipple

### 5400N

- Schedule 80 seamless pipe
- Standard NPT Tapered threads
- Plain finish
- ASTM grade B seamless pipe
- ASTM A53/API 5L



### 5404N

- Standard hydraulic HEX nipple
- SAE J514 for HEX nipples
- Carbon steel, plated



Visit [krjohnson.com/pipe-nipple](http://krjohnson.com/pipe-nipple) for sizes.

**BLACK PIPE**

**BP3250**



**Union**  
(1, 2) Female NPT

- BP325004      BP325016
- BP325006      BP325020
- BP325008      BP325032
- BP325012

**BP5000**



**Merchant Coupling**  
(1, 2) Female NPTF

- BP500002      BP500016
- BP500004      BP50001612
- BP50000402      BP500020
- BP500006      BP50002016
- BP50000604      BP500024
- BP500008      BP50002420
- BP50000806      BP500032
- BP500012      BP500048
- BP50001208      BP500064

**BP5400**



**Nipple**  
(1, 2) Male NPTF Pipe  
*All lengths available in 1/2" increments*

- BP540002      BP540020
- BP540004      BP540024
- BP540006      BP540032
- BP540008      BP540040
- BP540012      BP540048
- BP540016

**BP5406**



**Bushing**  
(1) Male NPTF Pipe  
(2) Female NPTF Pipe

- BP54060402      BP54062412
- BP54060604      BP54062416
- BP54060802      BP54062420
- BP54060804      BP54063208
- BP54060806      BP54063212
- BP54061204      BP54063216
- BP54061206      BP54063220
- BP54061208      BP54063224
- BP54061608      BP54064032
- BP54061612      BP54064824
- BP54062008      BP54064832
- BP54062012      BP54064840
- BP54062016      BP54066448
- BP54062408

**BP5406C**



**Cap**  
(1) Female NPTF

- BP5406C02      BP5406C16
- BP5406C04      BP5406C20
- BP5406C06      BP5406C24
- BP5406C08      BP5406C32
- BP5406C12

**BP5406S**



**Square Head Plug**  
(1) Male NPTF

- BP5406S02      BP5406S20
- BP5406S04      BP5406S24
- BP5406S06      BP5406S32
- BP5406S08      BP5406S48
- BP5406S12      BP5406S64
- BP5406S16

**BP5406SQH**



**Allen Head Plug**  
(1) Male NPTF

- BP5406SQH02      BP5406SQH12
- BP5406SQH04      BP5406SQH16
- BP5406SQH06      BP5406SQH20
- BP5406SQH08      BP5406SQH24

**BP5502**



**90° Street Elbow**  
(1) Male NPTF  
(2) Female NPTF

- BP550202      BP55021216
- BP550204      BP550216
- BP550206      BP550220
- BP550208      BP550224
- BP55020812      BP550232
- BP550212      BP550240
- BP55021208      BP550248

Don't see it pictured? Give us a call.  
Chances are we have it or can make it.  
Call today!

## BLACK PIPE

## BP5503



## 45° Street Elbow

(1) Male NPTF Pipe  
(2) Female NPTF Pipe

BP550302	BP550316
BP550304	BP550320
BP550306	BP550324
BP550308	BP550332
BP550312	

## BP5504

Female Pipe 90° Elbow  
& Reducing Elbow

(1, 2) Female NPTF

BP550402	BP550416
BP550404	BP55041612
BP550406	BP550420
BP55040604	BP55042016
BP550408	BP550424
BP55040806	BP550432
BP550412	BP550448
BP55041208	

## BP5505



## Female Pipe 45° Elbow

(1, 2) Male NPTF Pipe

BP550502	BP550516
BP550504	BP550520
BP550506	BP550524
BP550508	BP550532
BP550512	BP550548

## BP5605



## Female Pipe Reducing Tee

(1, 2, 3) Female NPTF

BP560502	BP5605161612
BP560504	BP560520
BP560506	BP5605201616
BP560508	BP5605202016
BP560512	BP560524
BP5605121208	BP560532
BP560516	BP560548

## BP5652



## Female Pipe Cross

(1, 2, 3, 4) Female NPTF

BP565204	BP565212
BP565206	BP565216
BP565208	

Black Pipe is designed for low pressure applications only.

**QUICK  
DISCONNECTS**

## QUICK DISCONNECTS - INDUSTRIAL INTERCHANGE

Interchangeable with Parker 60, Hansen H, Aeroquip FD45, and Faster HNV as well as many others.

### QD1000



**Complete Coupler**  
(1, 2) Female NPTF Pipe

QD10000202	QD10001212
QD10000404	QD10001616
QD10000606	QD10002020
QD10000808	

### QD1010



**Male Tip Pipe**  
(1) Female NPTF Pipe  
(2) Poppet Valve

QD10100202	QD10101212
QD10100404	QD10101616
QD10100606	QD10102020
QD10100808	

### QD1050



**Female Coupler Pipe**  
(1) Female NPTF Pipe  
(2) Poppet Coupler

QD10500202	QD10501212
QD10500404	QD10501616
QD10500606	QD10502020
QD10500808	

### QD1015



**Male Tip O-Ring**  
(1) Female SAE O-Ring Port  
(2) Poppet Valve

QD10150404	QD10151212
QD10150606	QD10151616
QD10150808	
QD10151008	

### QD1055



**Female Coupler O-Ring**  
(1) Female SAE O-Ring Port  
(2) Poppet Coupler

QD10550404	QD10551008
QD10550606	QD10551212
QD10550808	QD10551616

### CAPS & PLUGS



QD100002CAP	QD100008CAP
QD100002PLUG	QD100008PLUG
QD100004CAP	QD100012CAP
QD100004PLUG	QD100012PLUG
QD100006CAP	QD100016CAP
QD100006PLUG	QD100016PLUG

## QUICK DISCONNECT CROSS OVER

PART NO.	AEROQUIP	DIXON	FASTER	PARKER	SAFEWAY	SNAPTITE	STUCCHI
QD1000	FD45	16/17	HNV	60	S10	72	800601
QD2000	FD42	7250	NS	4000	S20	60	800001
QD3000	N/A	7250	PVVM	3000	S30	76	800201
QD4100	FD49	5800	2FFI	FF	FF49	74	801301
QD4510	FD89	5075	3FFI	FE	FE49	N/A	805201
QD5000	FD56/5600	5075	ANV	6600	S56	61	800501

## QUICK DISCONNECTS - AGRICULTURAL INTERCHANGE

Ball seal. Interchangeable with Pioneer 4000 and Safeway S-20 series.

### QD2000



**Complete Coupler**  
(1, 2) Female NPTF Pipe

QD20000404	QD20001212
QD20000606	QD20001616
QD20000808	

### QD2010



**Male Tip Pipe**  
(1) Female NPTF Pipe  
(2) Ball Valve

QD20100404	QD20101212
QD20100606	QD20101616
QD20100808	

### QD2050



**Female Coupler Pipe**  
(1) Female NPTF Pipe  
(2) Ball Coupler

QD20500404	QD20501212
QD20500606	QD20501616
QD20500808	

### QD2015



**Male Tip O-Ring**  
(1) Female SAE O-Ring Port  
(2) Ball Valve

QD20150404	QD20151008
QD20150606	QD20151212
QD20150808	QD20151616

### QD2055



**Female Coupler O-Ring**  
(1) Female SAE O-Ring Port  
(2) Ball Coupler

QD20550404	QD20551008
QD20550606	QD20551212
QD20550808	QD20551616

### QD CAPS & PLUGS



QD200004CAP	QD200008PLUG
QD200004PLUG	QD200012CAP
QD200006CAP	QD200012PLUG
QD200006PLUG	QD200016CAP
QD200008CAP	QD200016PLUG

*If you desire Poppet Style, add a "P" to the end of the part number when ordering.*

## 10000 PSI JACK COUPLERS - SCREW TOGETHER

### QD3000



**Complete Coupler**  
(1) Female NPTF Pipe  
(2) Male NPTF Pipe

QD30000404	QD30000606
------------	------------

### QD3010



**Male Tip Pipe**  
(1) Female NPTF Pipe  
(2) Ball Valve

QD30100404	QD30100606
------------	------------

### QD3050



**Female Coupler Pipe**  
(1) Male NPTF Pipe  
(2) Ball Coupler

QD30500404	QD30500606
------------	------------

### QD CAPS & PLUGS



QD300004CAP	QD300006CAP
QD300004PLUG	QD300006PLUG

# ISO 16028 FLAT FACE

## QD4100



**Complete Coupler**  
(1, 2) Female NPTF Pipe

QD41000404	QD4100121208**
QD41000606	QD4100121212**
QD4100080806**	QD41001616
QD4100080808**	

## QD4110



**Male Tip Pipe**  
(1) Female NPTF Pipe  
(2) Flat Face Connect

QD41100404	QD4110121212*
QD41100606	QD41101616
QD4110080806*	QD41102020
QD4110080808*	QD41102424
QD4110121208*	

## QD4150



**Female Coupler Pipe**  
(1) Female NPTF Pipe  
(2) Flat Face Coupler

QD41500404	QD4150121212**
QD41500606	QD41501616
QD4150080806**	QD41502020
QD4150080808**	QD41502424
QD4150121208**	

## QD4105



**Complete Coupler**  
(1, 2) Female SAE O-Ring Port

QD41050404	QD4105121208**
QD41050606	QD4105121212**
QD4105080806**	QD41051616
QD4105080808**	

## QD4115



**Male Tip O-Ring**  
(1) Female SAE O-Ring Port  
(2) Flat Face Connector

QD41150404	QD4115101008**
QD41150606	QD4115121208**
QD4115080806**	QD4115121212**
QD4115080808**	QD41151616

## QD4155



**Female Coupler O-Ring**  
(1) Female SAE O-Ring Port  
(2) Flat Face Coupler

QD41550404	QD4155101008**
QD41550606	QD4155121208**
QD4155080806**	QD4155121212**
QD4155080808**	QD41551616

## QD4510



**Male Tip Pipe Connect Under Pressure**  
(1) Female NPTF Pipe  
(2) Flat Face Connector

QD45100606	QD4510121212**
QD4510080806**	QD45101616
QD4510080808**	QD45102020
QD4510121208**	QD45102424

## QD4515

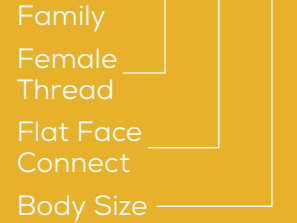


**Male Tip Pipe Connect Under Pressure**  
(1) Female SAE O-Ring Port  
(2) Flat Face Connector

QD45150606	QD4515121212**
QD4515080806**	QD45151616
QD4515080808**	QD45152020
QD4515121208**	QD45152424

### HOW TO ORDER USING BODY SIZE

QD4110-08-08-06



### Examples

QD4110080806

1/2" Female Pipe  
1/2" Flat Face  
3/8" Body Size

\*\*Reference the "how to order using body size" box on the right side.

Don't see it pictured? Give us a call.  
Chances are we have it or can make it.  
Call today!



## ISO A COUPLER

### QD5000



**Complete Coupler**  
(1, 2) Female NPTF Pipe

QD50000404	QD50001212
QD50000606	QD50001616
QD50000808	

### QD5010



**Male Tip Pipe**  
(1) Female NPTF Pipe  
(2) Ball Valve

QD50100404	QD50101212
QD50100606	QD50101616
QD50100808	

### QD5050



**Female Coupler Pipe**  
(1) Female NPTF Pipe  
(2) Ball Coupler

QD50500404	QD50501212
QD50500606	QD50501616
QD50500808	

### QD5015



**Male Tip O-Ring**  
(1) Female SAE O-Ring Port  
(2) Ball Valve

QD50150606	QD50151008
QD50150808	QD50151212

### QD5055



**Female Coupler O-Ring**  
(1) Female SAE O-Ring Port  
(2) Ball Coupler

QD50550606	QD50551008
QD50550808	QD50551212

### QD CAPS & PLUGS



QD500004CAP	QD500008PLUG
QD500004PLUG	QD500012CAP
QD500006CAP	QD500012PLUG
QD500006PLUG	QD500016CAP
QD500008CAP	QD500016PLUG

## WING STYLE COUPLER

### QDWINGM



**Male Wing Tip**  
(1) Female NPTF Pipe  
(2) Coupler

QDWINGM1212	QDWINGM2020
QDWINGM1616	QDWINGM2424

### QDWINGF



**Female Wing Coupler**  
(1) Female NPTF Pipe  
(2) Coupler

QDWINGF1212	QDWINGF2020
QDWINGF1616	QDWINGF2424

### QD CAPS & PLUGS



QDWINGCAP12	QDWINGPLUG12
QDWINGCAP16	QDWINGPLUG16
QDWINGCAP20	QDWINGPLUG20
QDWINGCAP24	QDWINGPLUG24

## CHECK VALVES

### QDCV

Available In Female Pipe Or Female SAE  
Add SAE To End Of Part For Female SAE



QDCV0205	QDCV0465	QDCV0805	QDCV1265	QDCV2005	QDCV2465
QDCV0265	QDCV0605	QDCV0865	QDCV1605	QDCV2065	QDCV3205
QDCV0405	QDCV0665	QDCV1205	QDCV1665	QDCV2405	QDCV3265

*Example*

**QDVC-06-05**

Size ————  
Crack Pressure

# VALVES

## BRASS &amp; CARBON STEEL VALVES

## DFBV



600 PSI Brass WOG  
Ball Valve

## BENEFITS

- Available in female pipe & female SAE O-Ring
- Add SAE to the end of the part to designate female SAE O-Ring
- Also available in Stainless Steel
- Add SS to the front of the part to designate Stainless Steel
- SS 1000 PSI

PART NO.	SIZE (IN.)
DFBV25	1/4"
DFBV38	3/8"
DFBV50	1/2"
DFBV75	3/4"
DFBV100	1"
DFBV125	1 1/4"
DFBV150	1 1/2"
DFBV200	2"

## GVT



Gate Valve

## BENEFITS

- Female pipe thread
- Full port for improved flow
- 200 PSI for water, oil, gas
- 150 PSI for saturated steam

PART NO.	SIZE (IN.)
GVT12	3/4"
GVT16	1"
GVT20	1 1/4"
GVT24	1 1/2"
GVT32	2"
GVT40	2 1/2"
GVT48	3"

## HPBV



High Pressure Ball Valve

## BENEFITS

- Available in female pipe & female SAE O-ring
- Add SAE to the end of the part to designate female SAE O-ring
- Also available in Stainless Steel
- Add SS to the front of the part to designate Stainless Steel

PART NO.	SIZE (IN.)	PSI
HPBV04	1/4"	7250
HPBV06	3/8"	7250
HPBV08	1/2"	7250
HPBV12	3/4"	5800
HPBV16	1"	5075
HPBV20	1 1/4"	5075
HPBV24	1 1/2"	5075
HPBV32	2"	5075

**LIVE  
SWIVELS**

## LIVE WORKING SWIVELS

**LV1404**

**Male Pipe X Female Pipe Swivel**  
 (1) Male NPTF Pipe  
 (2) Female NPSM Swivel

LV14040404	LV14041212
LV14040606	LV14041616
LV14040808	

**LV1501**

**Male Pipe X Female NPSM 90° Elbow**  
 (1) Male NPTF Pipe  
 (2) Female NPSM Swivel

LV15010404	LV15011212
LV15010406	LV15011616
LV15010604	LV15012020
LV15010606	LV15012424
LV15010808	

**LV1502**

**Female Pipe X Female NPSM 90° Elbow**  
 (1) Female NPTF Pipe  
 (2) Female NPSM Swivel

LV15020404	LV15021212
LV15020606	LV15021616
LV15020808	LV15022020

**LV2403**

**Male JIC X Male JIC Union**  
 (1, 2) Male JIC

LV24030404	LV24031010
LV24030606	LV24031212
LV24030808	LV24031616

**LV2405**

**Male JIC X Female Pipe Rigid**  
 (1) Male JIC  
 (2) Female NPTF Pipe

LV24050404	LV24051212
LV24050606	LV24051616
LV24050806	LV24052020
LV24050808	

**LV2406**

**Male JIC X Female JIC Rigid**  
 (1) Male JIC  
 (2) Female JIC

LV24060606	LV24061414
LV24060808	LV24061616
LV24061010	LV24062020
LV24061212	LV24062424

**LV2500**

**Male JIC X Male JIC 90° Elbow**  
 (1, 2) Male JIC

LV25000404	LV25001212
LV25000606	LV25001616
LV25000808	LV25002020

**LV2501**

**Male JIC X Male Pipe 90° Elbow**  
 (1) Male JIC  
 (2) Male NPTF Pipe

LV25010404	LV25011008
LV25010604	LV25011212
LV25010606	LV25011616
LV25010806	LV25012020
LV25010808	LV25012424

**LV2502**

**Male JIC X Female NPTF Pipe 90° Elbow**  
 (1) Male JIC  
 (2) Female NPTF Pipe

LV25020604	LV25021212
LV25020606	LV25021616
LV25020806	LV25022020
LV25020808	LV25022424
LV25021008	

**LV5000**

**Female Pipe X Female Pipe Union**  
 (1, 2) Female NPTF Pipe

LV50000202	LV50001616
LV50000404	LV50002020
LV50000606	LV50002424
LV50000808	LV50003232
LV50001212	

**LV5405**

**Male Pipe X Female NPTF Rigid**  
 (1) Male NPTF  
 (2) Female NPTF Pipe  
*Available In Brass*

LV54050404	LV54051212
LV54050606	LV54051616
LV54050808	LV54052020

**LV5500**

**Male Pipe X Male Pipe 90° Elbow**  
 (1, 2) Male NPTF

LV55000404	LV55000808
LV55000606	

Live Swivels available in SS.

# LIVE WORKING SWIVELS

## LV5502



Male Pipe X Female NPTF  
90° Street Elbow  
(1) Male NPTF  
(2) Female NPTF

LV55020202	LV55021616
LV55020404	LV55022020
LV55020606	LV55022424
LV55020808	LV55023232
LV55021212	

## LV5504



Female Pipe X Female Pipe  
90° Elbow  
(1) Female NPTF Pipe  
(2) Female NPTF Pipe

LV55040404	LV55041212
LV55040606	LV55041616
LV55040808	LV55042424

## LV6400



Male JIC X Male  
O-Ring Connector  
(1) Male JIC  
(2) Male SAE O-Ring

LV640008	LV640016
LV640010	LV640020
LV640012	LV640024

## LV6801



Male JIC X Male  
O-Ring 90° Elbow  
(1) Male JIC  
(2) Male SAE O-Ring

LV68010404	LV68011212
LV68010606	LV68011616
LV68010608	LV68012020
LV68010808	LV68012424
LV68011010	

## LV6815



Male O-Ring X Female  
O-Ring 90° Elbow  
(1) Male SAE O-Ring  
(2) Female SAE O-Ring

LV68150606	LV68150808
------------	------------

## LV6901



Male O-Ring X Female  
Pipe 90° Elbow  
(1) Male SAE O-Ring  
(2) Female NPSM Pipe

LV69010604	LV69011008
LV69010606	LV69011212
LV69010806	LV69011616
LV69010808	LV69012020

## LVSS



Seal Replacement Kit

LVSS-4-KIT	LVSS-16-KIT
LVSS-6-KIT	LVSS-20-KIT
LVSS-8-KIT	LVSS-24-KIT
LVSS-12-KIT	LVSS-32-KIT

Please see  
the pressure  
chart for the  
Live Swivels  
on page 105.

# HOSE PROTECTION

## PROJAC



Nylon Sleeve

### BENEFITS

- Excellent abrasion & cut resistance for hose assemblies
- Reduces downtime by extending life of hose assembly
- Provides operator protection from hot fluid in case of hose failure
- Can be used to group hoses, or over cables or chains
- Easy to install
- 300' Rolls

PART NO.	NOMINAL I.D.	OUTSIDE FLAT DIMENSION
PROJAC-067	.67"	1.14"
PROJAC-071	.71"	1.19"
PROJAC-077	.77"	1.25"
PROJAC-090	.90"	1.50"
PROJAC-100	1.00"	1.66"
PROJAC-106	1.06"	1.75"
PROJAC-114	1.14"	1.88"
PROJAC-125	1.25"	2.03"
PROJAC-130	1.30"	2.13"
PROJAC-138	1.38"	2.25"
PROJAC-153	1.53"	2.50"
PROJAC-159	1.59"	2.56"
PROJAC-175	1.75"	2.81"
PROJAC-185	1.85"	3.00"
PROJAC-207	2.07"	3.31"
PROJAC-225	2.25"	3.63"
PROJAC-238	2.38"	3.81"
PROJAC-264	2.64"	4.25"
PROJAC-296	2.96"	4.75"
PROJAC-334	3.34"	5.31"
PROJAC-366	3.66"	5.81"



## SPIRAL WRAP

## PROWRAP



Plastic Spiral Wrap

## BENEFITS

- Ideal for bundles, routing & hose protection
- Built from heavy wall, polyethylene resin HDPE
- Protects assemblies from abrasion, pinch points, crushing & UV
- Available in colors to help identify pressure & return
- Heavy & light duty available

PART NO.	NOMINAL I.D.	STD PACK (FT.)
PROWRAP-050	1/2"	100
PROWRAP-062	5/8"	100
PROWRAP-075	3/4"	100
PROWRAP-100	1"	100
PROWRAP-125	1 1/4"	100
PROWRAP-150	1 1/2"	100
PROWRAP-200	2"	100

**FLANGE**

# CODE 61 FLANGE ADAPTERS

## 6100AF



**Code 61 Male JIC Straight Adapter**

(1) Male JIC  
(2) C61 Flange Size  
*Forged Body Style*

6100AF0808	6100AF1632
6100AF0812	6100AF2016
6100AF1010	6100AF2020
6100AF1210	6100AF2024
6100AF1212	6100AF2032
6100AF1216	6100AF2420
6100AF1220	6100AF2424
6100AF1612	6100AF2432
6100AF1616	6100AF3232
6100AF1620	6100AF3240
6100AF1624	6100AF4040

## 6100



**Code 61 Male JIC Straight Adapter**

(1) Male JIC  
(2) C61 Flange Size  
*Tube Body Style*

61000808	61001632
61000812	61002016
61001010	61002020
61001210	61002024
61001212	61002032
61001216	61002420
61001220	61002424
61001612	61002432
61001616	61003232
61001620	61003240
61001624	61004040

## 6145AF



**Code 61 Male JIC 45° Elbow**

(1) Male JIC  
(2) C61 Flange Size  
*Forged Body Style*

6145AF1212	6145AF2424
6145AF1616	6145AF3232
6145AF2020	

## 6145



**Code 61 Male JIC 45° Elbow**

(1) Male JIC  
(2) C61 Flange Size  
*Tube Body Style*

61450808	61452012
61450812	61452016
61451010	61452020
61451016	61452024
61451212	61452032
61451216	61452420
61451220	61452424
61451612	61452432
61451616	61453232
61451620	61453240
61451624	61454040

## 6190AF



**Code 61 Male JIC 90° Elbow**

(1) Male JIC  
(2) C61 Flange Size  
*Forged Body Style*

6190AF0808	6190AF2020
6190AF0812	6190AF2024
6190AF1212	6190AF2420
6190AF1216	6190AF2424
6190AF1220	6190AF2432
6190AF1612	6190AF3224
6190AF1616	6190AF3232
6190AF1620	6190AF3240
6190AF1624	6190AF4040
6190AF2016	

## 6190



**Code 61 Male JIC 90° Elbow**

(1) Male JIC  
(2) C61 Flange Size  
*Tube Body Style*

61900808	61902016
61900812	61902020
61901010	61902024
61901016	61902032
61901210	61902416
61901212	61902420
61901216	61902424
61901220	61902432
61901612	61902440
61901616	61903232
61901620	61903240
61901624	61904040

## 7100AF



**Code 61 Male Boss Straight Adapter**

(1) Male O-Ring Boss  
(2) C61 Flange Size  
*Forged Body Style*

7100AF0808	7100AF2020
7100AF1212	7100AF2024
7100AF1216	7100AF2420
7100AF1612	7100AF2424
7100AF1616	7100AF2432
7100AF1620	7100AF3224
7100AF2016	7100AF3232

## 8100AF



**Code 61 Male Flat Face Straight Adapter**

(1) Male Flat Face  
(2) C61 Flange Size  
*Forged Body Style*

8100AF1212	8100AF2024
8100AF1216	8100AF2420
8100AF1612	8100AF2424
8100AF1616	8100AF2432
8100AF1620	8100AF3232
8100AF2016	
8100AF2020	

## 8145AF



**Code 61 Male Flat Face 45° Elbow**

(1) Male Flat Face  
(2) C61 Flange Size  
*Forged Body Style*

8145AF1212	8145AF2020	8145AF3232
8145AF1616	8145AF2424	

## 8190AF



**Code 61 Male Flat Face 90° Elbow**

(1) Male Flat Face  
(2) C61 Flange Size  
*Forged Body Style*

8190AF1212	8190AF1616	8190AF2020	8190AF2424
8190AF1216	8190AF1620	8190AF2024	8190AF3232
8190AF1612	8190AF2016	8190AF2420	

# CODE 61 FLANGE PAD FITTINGS

## 6895



**Code 61 Tube Flange Head Fitting**  
 (1) Braze Tube O.D.  
 (2) Code 61 Flange Head

68950808	68952024
68951212	68952420
68951220	68952424
68951612	68952432
68951616	68953232
68951620	68953240
68951624	68954040
68952020	68954848

## 6896



**Code 61 Flange Plug**

689608	689624
689612	689632
689616	689640
689620	689648

## CP



**Flange Connector Plate**  
 (1) C61 Flange Size

CP08	CP24
CP12	CP32
CP16	CP40
CP20	CP48

## SF



**Code 61 Split Flange Half**  
 (1) C61 Flange Size

SF08	SF32
SF12	SF40
SF16	SF48
SF20	SF56
SF24	SF64

## SFBKIT



**Code 61 Split Flange Bolt Kit**  
 Code 61 Mounting Hardware  
 (1) Flange Size

SFBKIT08	SFBKIT32
SFBKIT12	SFBKIT40
SFBKIT16	SFBKIT48
SFBKIT20	SFBKIT64
SFBKIT24	

## SFK



**Code 61 Split Flange Kit**  
 Split Flange with Mounting Hardware, O-Ring  
 (1) Flange Size

SFK08	SFK32
SFK12	SFK40
SFK16	SFK48
SFK20	SFK56
SFK24	SFK64

## AS



**Code 61 Gage O-Ring Spacer**  
 (1, 2) Pad Size

AS12GP	AS32GP
AS16GP	

## W04



**Code 61 Flat Socket Weld Pipe Flange Pad**  
 (1) Pipe Socket Weld  
 (2) Pad Size

W040808	W042424
W041212	W043232
W041616	W044040
W042020	W044848

## W04K



**W04 Flange Pad With FLPBKIT**  
 (1) Pipe Socket Weld  
 (2) Pad Size, Mounting Hardware, & O-Ring

W04K0808	W04K2424
W04K1212	W04K3232
W04K1616	W04K4040
W04K2020	W04K4848

## W36



**Code 61 Blanking Flange Pad**  
 (1, 2) Pad Size

W361616	W363232
W362020	W364040
W362424	W364848

## W43



**Code 61 Female Pipe Flange Pad**  
 (1) Female NPTF Pipe  
 (2) Pad Size

W430808	W432424
W431212	W433232
W431616	W434040
W432020	W434848

## W43K



**W43 Flange Pad With FLPBKIT**  
 (1) Female NPTF Pipe  
 (2) Pad Size, Mounting Hardware, & O-Ring

W43K0808	W43K2424
W43K1212	W43K3232
W43K1616	W43K4040
W43K2020	W43K4848

# CODE 61 FLANGE PAD FITTINGS

## W46



**Code 61 Female O-Ring Port Flange**  
 (1) Female SAE O-Ring Port  
 (2) Pad Size

W460808	W462020
W461212	W462420
W461612	W462424
W461616	W463224
W462016	W463232

## W46K



**W46K Flange Pad W/FLPBKIT**  
 (1) Female SAE O-Ring Port  
 (2) Pad Size, Mounting Hardware, & O-Ring

W46K0808	W46K2020
W46K1212	W46K2420
W46K1612	W46K2424
W46K1616	W46K3224
W46K2016	W46K3232

## W61



**Code 61 Flat Socket Weld Pipe Companion Flange**  
 (1) Pad Size  
 (2) Pipe Socket Weld

W610808	W612424
W611212	W613232
W611616	W614040
W612020	W614848

## W104



**Code 61 Female Pipe Companion Flange**  
 (1) Female NPTF Pipe  
 (2) Pad Size

W1040808	W1042424
W1041212	W1043232
W1041616	W1044040
W1042020	W1044848

## W106



**Code 61 Female O-Ring Companion Flange**  
 (1) Pad Size  
 (2) Port Size

W1060808	W1062020
W1061212	W1062424
W1061616	W1063232

## FLPBKIT



**Code 61 Flange Pad Bolt Kit**  
 Includes: 4 Socket Cap Screws, 4 Lock Washer, 1 O-Ring

FLPBKIT08	FLPBKIT24
FLPBKIT12	FLPBKIT32
FLPBKIT16	FLPBKIT40
FLPBKIT20	FLPBKIT48

Don't see it pictured? Give us a call.  
 Chances are we have it or can make it.  
 Call today!

# CODE 62 FLANGE ADAPTERS

## 6200AF



**Code 62 Male JIC Straight Adapter**  
 (1) Male JIC  
 (2) C62 Flange Size  
*Forged Body Style*

6200AF1212	6200AF2020
6200AF1216	6200AF2024
6200AF1612	6200AF2420
6200AF1616	6200AF2424
6200AF1620	6200AF2432
6200AF1624	6200AF3224
6200AF2016	6200AF3232

## 6200



**Code 62 Male JIC Straight Adapter**  
 (1) Male JIC  
 (2) C62 Flange Size  
*Tube Body Style*

62000808	62002016
62001212	62002020
62001216	62002024
62001616	62002420
62001620	62002424
62001624	62003232

## 6245AF



**Code 62 Male JIC 45° Elbow**  
 (1) Male JIC  
 (2) C62 Flange Size  
*Forged Body Style*

6245AF1212	6245AF2424
6245AF1616	6245AF3232
6245AF2020	

## 6245



**Code 62 Male JIC 45° Elbow**  
 (1) Male JIC  
 (2) C62 Flange Size  
*Tube Body Style*

62450808	62452016
62451212	62452020
62451216	62452024
62451612	62452420
62451616	62452424
62451620	62453232
62451624	

## 6290AF



**Code 62 Male JIC 90° Elbow**  
 (1) Male JIC  
 (2) C62 Flange Size  
*Forged Body Style*

6290AF0808	6290AF2020
6290AF1212	6290AF2024
6290AF1216	6290AF2420
6290AF1612	6290AF2424
6290AF1616	6290AF2432
6290AF1620	6290AF3224
6290AF2016	6290AF3232

## 6290



**Code 62 Male JIC 90° Elbow**  
 (1) Male JIC  
 (2) C62 Flange Size  
*Tube Body Style*

62900808	62902016
62901212	62902020
62901216	62902024
62901220	62902420
62901612	62902424
62901616	62902432
62901620	62903232
62901624	

## 7200AF



**Code 62 Male Boss Straight Adapter**  
 (1) Male O-Ring Boss  
 (2) C62 Flange Size  
*Forged Body Style*

7200AF1212	7200AF2024
7200AF1216	7200AF2420
7200AF1612	7200AF2424
7200AF1616	7200AF2432
7200AF1620	7200AF3224
7200AF2016	7200AF3232
7200AF2020	

## 8200AF



**Code 62 Male Flat Face Straight Adapter**  
 (1) Male Flat Face  
 (2) C62 Flange Size  
*Forged Body Style*

8200AF0808	8200AF2020
8200AF1212	8200AF2024
8200AF1216	8200AF2420
8200AF1612	8200AF2424
8200AF1616	8200AF2432
8200AF1620	
8200AF2016	

## 8245AF



**Code 62 Male Flat Face 45° Elbow**  
 (1) Male Flat Face  
 (2) C62 Flange Size  
*Forged Body Style*

8245AF1212	8245AF2020
8245AF1616	8245AF2424

## 8290AF



**Code 62 Male Flat Face 90° Elbow**  
 (1) Male Flat Face  
 (2) C62 Flange Size  
*Forged Body Style*

8290AF1212	8290AF1616	8290AF2020	8290AF2424
8290AF1216	8290AF1620	8290AF2024	
8290AF1612	8290AF2016	8290AF2420	

CODE 62 FLANGE PAD FITTINGS

6898



Code 62 Brazed Flange Head Fitting  
 (1) Braze Tube Size O.D.  
 (2) C62 Flange Head

68980808	68982020
68981212	68982024
68981616	68982424
68982016	68983232

6899



Code 62 Flange Plug  
 (1) C62 Flange Size

689908	689920
689912	689924
689916	689932

SFX



Code 62 Split Flange Half  
 (1) C62 Flange Size

SFX08	SFX20
SFX12	SFX24
SFX16	SFX32

SFXBKIT



Code 62 Split Flange Bolt Kit  
 Code 62 Mounting Hardware  
 Flange Size

SFXBKIT08	SFXBKIT20
SFXBKIT12	SFXBKIT24
SFXBKIT16	SFXBKIT32

SFXK



Code 62 Split Flange Kit  
 (1) Split Flange with Mounting Hardware & O-Ring

SFXK08	SFXK20
SFXK12	SFXK24
SFXK16	SFXK32

W44



Code 62 Female Pipe Flange Pad  
 (1) Female NPTF  
 (2) Pad Size

W440808	W442020
W441212	W442424
W441616	W443232

W44K



W44 Flange Pad W/FLPXBKIT  
 (1) Female NPTF  
 (2) Pad Size

W44K0808	W44K2020
W44K1212	W44K2424
W44K1616	W44K3232

W45



Code 62 Flat Face Female Pipe Flange Pad  
 (1) Female NPTF  
 (2) Pad Size

W450808	W452020
W451212	W452424
W451616	W453232

W48



Code 62 Female O-Ring Port Flange  
 (1) Female SAE O-Ring Port  
 (2) Pad Size

W480808	W482020
W481212	W482424
W481616	W483232

W48K



W48 Flange Pad W/FLPXBKIT  
 (1) Female SAE O-Ring Port  
 (2) Pad Size

W48K0808	W48K2020
W48K1212	W48K2424
W48K1616	W48K3232

W49



Code 62 Flat Face SAE Straight Thread  
 (1) Female SAE Companion Flange  
 (2) Pad Size

W490808	W492020
W491212	W492424
W491616	W493232

W59



Code 62 Socket Weld Flange -Pipe  
 (1) Female Pipe Socket Weld  
 (2) Pad Size

W590808	W592424
W591212	W593232
W591616	W594040
W592020	

# CODE 62 FLANGE PAD FITTINGS

## W59K



### W59 Flange Pad W/FLPXB-KIT

(1) Female Pipe Socket Weld  
(2) Pad Size

W59K0808	W59K2424
W59K1212	W59K3232
W59K1616	W59K4040
W59K2020	W59K4848

## W60



### Code 62 Pipe Companion Socket Weld Flange

(1) Pipe Socket Weld  
(2) Pad Size

W600808	W602424
W601212	W603232
W601616	W604040
W602020	W604848

## FLPXB-KIT



### Code 62 Flange Pad Bolt Kit

Includes: 4 Socket Cap Screws,  
4 Lockwashers, 1 O-Ring

FLPXBKIT12	FLPXBKIT24
FLPXBKIT16	FLPXBKIT32
FLPXBKIT20	

Go to [www.krjohnson.com/flanges](http://www.krjohnson.com/flanges)  
to see the full offering or send your  
inquiries to [sales@krjohnson.com](mailto:sales@krjohnson.com).



**BRASS**

## BRASS PIPE ADAPTERS

## 3120



Pipe Lock Nut  
(1) Male NPTF Pipe

312002	312006
312004	312008

## 3129



Pipe Cap  
(1) Female NPTF Pipe

312902	312908
312904	312912
312906	

## 3149



Hex Socket Pipe Plug  
(1) Male NPTF Pipe

314901	314908
314902	314912
314904	314916
314906	314920

## 3150



Slotted Pipe Plug  
(1) Male NPTF Pipe

315002	315006
315004	

## 3151



Square Head Pipe Plug  
(1) Male NPTF Pipe

315102	315112
315104	315116
315106	315120
315108	

## 3152



Hex Head Pipe Plug  
(1) Male NPTF Pipe

315202	315208
315204	315212
315206	315216

## 3200



Pipe Adapter  
(1) Female NPTF Pipe  
(2) Male NPTF Pipe

32000201	32000606
32000202	32000804
32000402	32000806
32000404	32000808
32000602	32001208
32000604	32001612

## 3220



Hex Reducer Bushing  
(1) Male NPTF Pipe  
(2) Female NPTF Pipe  
*Additional sizes available*

32200402	32201208
32200602	32201604
32200604	32201606
32200802	32201608
32200804	32201612
32200806	32202008
32201202	32202012
32201204	32202016
32201206	

## 3250



3 Piece Pipe Union  
(1, 2) Female NPTF Pipe

325002	325008
325004	325012
325006	

## 3300



Pipe Coupling  
(1, 2) Female NPTF Pipe

330002	33000806
33000402	330008
330004	33001204
33000602	33001206
33000604	33001208
330006	330012
33000804	330016

## 3300BH



Female Bulkhead Connector  
(1, 2) Female NPTF Pipe  
(C) Length

3300BH02	3300BH08
3300BH04094	3300BH12
3300BH04150	3300BH16
3300BH06	

## 3325




Hex Pipe Nipple  
(1, 2) Male NPTF Pipe

332502	33250806
33250402	332508
332504	33251208
33250602	332512
33250604	33251616
332506	332516
33250804	

## BRASS PIPE ADAPTERS

## 3326

**Close Nipple**

(1, 2) Male NPTF Pipe

332602	332612
332604	332616
332606	332620
332608	

## 3327

**Long Nipple**

(1, 2) Male NPTF Pipe

Length in Inches

*Additional sizes available*

332702015	332704025	332706040	332712015
332702020	332704030	332706050	332712020
332702025	332704035	332706060	332712030
332702030	332704040	332708015	332712040
332702035	332704060	332708020	332712050
332702040	332704070	332708025	332716020
332702060	332706020	332708030	332716030
332702070	332706025	332708040	
332704015	332706030	332708050	
332704020	332706035	332708060	

## 3350

**45° Street Elbow**

(1) Male NPTF Pipe

(2) Female NPTF Pipe

335002	335008
335004	335012
335006	

## 3390

**Male Pipe Elbow**

(1, 2) Male NPTF Pipe

339002	339006
33900402	33900806
339004	339008
33900604	

## 3400

**Street Elbow**

(1) Female NPTF Pipe

(2) Male NPTF Pipe

*Available in Forged*

340002*	34000608
34000402	34000806
340004*	340008
34000604	340012
340006	

*\*Available in compact style*

## 3500

**Female Elbow**

(1, 2) Female NPTF Pipe

*Available in Forged*

350002	350008
350004	350012
350006	350016

## 3545

**45° Female Elbow**

(1, 2) Female NPTF Pipe

354502	354508
354504	354512
354506	354516

## BRASS PIPE ADAPTERS


## 3600



**Female Branch Tee**  
(1, 2) Female NPTF Pipe  
(3) Male NPTF Pipe

360002	360008
360004	360012
360006	


## 3700



**Female Pipe Tee**  
(1, 2, 3) Female NPTF Pipe  
*Available in Forged*

370002	370008
370004	370012
370006	


## 3750



**Street Tee**  
(1) Male NPTF Pipe  
(2, 3) Female NPTF Pipe  
*Available in Forged*

375002	375008
375004	375012
375006	

## 3900



**Male Pipe Tee**  
(1, 2, 3) Male NPTF Pipe

390002	390008
390004	390012
390006	

## 3950



**Pipe Cross**  
(1, 2, 3, 4) Female NPTF Pipe  
*Available in Forged*

395002	395006
395004	395008

## 4050



**Ballseat Union**  
(1, 2) Male NPSM Thread

40500404	40500606
----------	----------

## 4051



**Ballseat Adapter**  
(1) Male NPSM Thread  
(2) Male NPT Thread

40510402	40510608
40510404	40510806
40510406	40510808
40510606	40511212

## 4067



**Left Hand Welding Hose Adapter**  
(1) Left Hand Thread  
(2) Male Pipe Acetylene Line

40670904	40670906
----------	----------

## 4069



**Right Hand Welding Hose Adapter**  
(1) Right Hand Thread  
(2) Male Pipe Oxygen Line

40690904	40690906
----------	----------

Don't see it pictured? Give us a call.  
Chances are we have it or can make it.  
Call today!

## BRASS HOSE BARBS

## 4100



Hose Barb Splicer  
(1, 2) Hose I.D.

410003	410008
410004	410010
410005	410012
410006	410016

## 4102



Male Pipe Hose Insert  
(1) Hose I.D.  
(2) Male NPTF Pipe

41020402	41020606
41020404	41020806
41020502	41020808
41020504	41021008
41020602	41021208
41020604	41021212

## 4104



Male Pipe Hose Barb  
(1) Hose I.D.  
(2) Male NPTF Pipe

41040202	41040612
41040204	41040804
41040302	41040806
41040304	41040808
41040402	41040812
41040404	41041006
41040406	41041008
41040408	41041012
41040502	41041208
41040504	41041212
41040506	41041216
41040602	41041612
41040604	41041616
41040606	41042016
41040608	

## 4104S



Male Pipe Swivel Hose Barb  
(1) Hose I.D.  
(2) Male NPTF Pipe Swivel

4104S0404	4104S0806
4104S0604	4104S0808
4104S0606	4104S1212

## 4105



Female Pipe Hose Barb  
(1) Hose I.D.  
(2) Female NPTF Pipe

41050202	41050604
41050302	41050606
41050304	41050608
41050402	41050804
41050404	41050806
41050406	41050808
41050504	41051212
41050602	

## 4105S



Female NPSM Swivel Hose Barb  
(1) Hose I.D.  
(2) Female NPSM Swivel Ball Seat

4105S0402	4105S0608
4105S0404	4105S0806
4105S0504	4105S0808
4105S0604	4105S1212
4105S0606	


## 4107



45° Male Pipe Hose Barb  
(1) Hose I.D.  
(2) Male NPTF Pipe

41070402	41070606
41070404	41070804
41070504	41070806
41070602	41070808
41070604	41071006

## 4109



90° Male Pipe Hose Barb  
(1) Hose I.D.  
(2) Male NPTF Pipe

41090302	41090804
41090304	41090806
41090402	41090808
41090404	41091006
41090406	41091008
41090502	41091012
41090504	41091208
41090602	41091212
41090604	41091612
41090606	41091616
41090608	

## BRASS HOSE BARBS

## 4111



## Female 45° Swivel Hose Barb

(1) Hose I.D.  
 (2) Female SAE 45° Swivel  
 Dual seat -4,-5,-8,-10  
 45° + 37°

41110404	41110608
41110406	41110808
41110505	41110810
41110506	41111010
41110606	41111212

## 4112



## Female JIC 37° Swivel Hose Barb

(1) Hose I.D.  
 (2) Female 37° Swivel

41120404	41120808
41120506	41121212
41120606	41121616

## 4115



## Male Inverted Flare Hose Barb

(1) Hose I.D.  
 (2) Male Inverted Flare

41150303	41150606
41150404	41150808
41150505	41151010

## 4117



## Left Hand Welding Hose Barb

(1) Hose I.D.  
 (2) Left Hand Swivel Thread  
 Acetylene Line

41170309	41170609
41170409	

## 4119




## Right Hand Welding Hose Barb

(1) Hose I.D.  
 (2) Right Hand Swivel Thread  
 Oxygen Line

41190309	41190609
41190409	

## 4179



## Hose Barb Tee Splicer

(1, 2, 3) Tube O.D.

41790404	41790808
41790505	41791212
41790606	

Need a custom built air hose or a to print assembly?  
 Send your inquiry to [sales@krjohnson.com](mailto:sales@krjohnson.com) for finished assemblies.  
 Air hose, weld lines, drain hoses, and to print custom built assemblies.  
 All are available at KRJ.

## BRASS PUSH-LOCK HOSE FITTINGS

## 4120



## Hose Splicer

(1, 2) Push-Lock Hose I.D.

412004	412008
412005	412010
412006	412012

## 4121



## SAE 45° Swivel

(1) Push-Lock Hose I.D.  
(2) Female 45° Swivel  
Dual seat -4,-5,-8,-10

41210404	41210806
41210405	41210808
41210406	41210810
41210505	41211008
41210506	41211010
41210606	41211210
41210608	41211212

## 4122



## Female 37° Swivel

(1) Push-Lock Hose I.D.  
(2) Female 37° Swivel

41220406	41221212
41220606	41221616

## 4124



## Male NPTF Pipe

(1) Push-Lock Hose I.D.  
(2) Male NPTF Pipe

41240402	41240804
41240404	41240806
41240406	41240808
41240502	41240812
41240504	41241008
41240602	41241012
41240604	41241204
41240606	41241208
41240608	41241212
41240612	41241616

## 4124S



## Male Pipe Swivel

(1) Push-Lock Hose I.D.  
(2) Male NPTF Pipe Swivel

4124S0404	4124S0806
4124S0604	4124S0808
4124S0606	4124S1212

## 4124BS



## Male Pipe Ball Swivel

(1) Push-Lock Hose I.D.  
(2) Male NPTF Pipe Ball Swivel

4124BS0404	4124BS0604
------------	------------

## 4125



## Female NPTF Pipe

(1) Push-Lock I.D.  
(2) Female NPTF Pipe

41250402	41250606
41250404	41250806
41250504	41250808
41250602	41251212
41250604	

## 4129



## Male NPTF Pipe Elbow

(1) Push-Lock Hose I.D.  
(2) Male NPTF Pipe

41290402	41290806
41290404	41290808
41290602	41291008
41290604	41291012
41290606	41291208
41290608	41291212

## 4130



## Male SAE 45° Flare

(1) Push-Lock Hose I.D.  
(2) Male 45° Flare

41300404	41300606
41300405	41300608
41300505	41300808
41300605	

## 4133



## Male Inverted Flare Swivel

(1) Push-Lock Hose I.D.  
(2) Male Inverted Flare

41330403	41330605
41330404	41330606
41330405	41330608
41330504	41330806
41330505	41330808
41330506	

## 4135



## Female Inverted Flare

(1) Push-Lock Hose I.D.  
(2) Female Inverted Flare

41350403	41350605
41350404	41350606
41350405	

## 4137



## Rigid Tube Shank

(1) Push-Lock Hose I.D.  
(2) Tube O.D.

41370403	41370606
41370404	41370808
41370405	

Specially designed barbs securely “lock” into our “Push-Lock” hose, requiring no clamps. Fittings furnished with plastic hose end caps, which protect the hose braid from exposure and provide an attractive assembly.

# BRASS GARDEN HOSE BARB FITTINGS

## 4140



### Garden Hose Set

- (1) Hose I.D.
- (2) Garden Hose Thread

41400612	41401212
41400812	41401616
41401012	

## 4144M



### Male Garden Hose Barb

- (1) Hose I.D.
- (2) Male Garden Hose

4144M0612	4144M1212
4144M0812	4144M1616
4144M1012	

## 4144ML



### Male Garden Hose Long Shank

- (1) Hose I.D.
- (2) Male Garden Hose

4144ML0812	4144ML1212
4144ML1012	

## 4145F



### Female Garden Hose Swivel

- (1) Hose I.D.
- (2) Female Garden Hose

4145F0612	4145F1212
4145F0812	4145F1616
4145F1012	

## 4145FL



### Female Garden Hose Swivel Long Shank

- (1) Hose I.D.
- (2) Female Garden Hose

4145FL0812	4145FL1212
4145FL1012	

## 4140L



### Garden Hose Set-Long Shank

- (1) Hose I.D.
- (2) Garden Hose Thread

4140L0812	4140L1212
4140L1012	



## BRASS GARDEN HOSE ADAPTERS

**4154****Male Hose/Male Pipe Adapter**

(1) Male Garden Hose  
(2) Male Pipe

41541206      41541212  
41541208

**4155****Female Hose/Male Pipe**

(1) Female Garden Hose  
(2) Male Pipe

41551206      41551212  
41551208

**4156****Male Hose/Female Pipe**

(1) Male Garden Hose  
(2) Female Pipe

41561206      41561212  
41561208

**4160****Female Hose/Female Pipe**

(1) Female Garden Hose  
(2) Female Pipe

41601206      41601212  
41601208

**4161****Male Hose Union**

(1, 2) Male Garden Hose

41611212

**4162****Female Hose Coupling**

(1, 2) Female Garden Hose

41621212

**4170****Female Hose Swivel Coupling**

(1, 2) Female Garden Hose Swivel

41701212

**4174****Female Hose Swivel/Male Pipe**

(1) Female Garden Hose Swivel  
(2) Male Pipe

41741204      41741208  
41741206      41741212

**4175****Female Hose Swivel/Female Pipe**

(1) Female Garden Hose Swivel  
(2) Female Pipe

41751204      41751212  
41751208

**4177****Male Hose/Male 45° Flare**

(1) Male Garden Hose  
(2) Male 45° Flare

41771206      41771210  
41771208

**4178****Female Hose/Male 45° Flare**

(1) Female Garden Hose  
(2) Male 45° Flare

41781206      41781210  
41781208

**4180****Garden Hose Cap**

(1) Garden Hose Cap

418012

**4182****Garden Hose Plug**

(1) Garden Hose Plug

418212

**4190HN****Hex Nut**

(1) Female Garden Hose

4190HN12

**4190KN****Knurled Nut**

(1) Female Garden Hose

4190KN12

**4192****Washer for Garden Hose Nut**

419212

## BRASS COMPRESSION

## 60



**Compression Sleeve**  
(1) Tube O.D.

6002	6007
6003	6008
6004	6010
6005	6012
6006	6014

## 60P



**Delrin Sleeve**  
(1) Tube O.D.  
For Plastic Tubing

60P04	60P08
60P05	60P10
60P06	60P12

## 60SA



**Self-Align Sleeve**  
(1) Tube O.D.

60SA02	60SA06
60SA03	60SA08
60SA04	

## 61



**Nut**  
(1) Tube O.D.

6102	6107
6103	6108
6104	6110
6105	6112
6106	6114

## 61C



**Cap**  
(1) Tube O.D.

61C04	61C08
61C05	61C10
61C06	

## 61CS



**Captive Sleeve/Nut**  
(1) Tube O.D.

61CSA02	61CSA06
61CSA03	61CSA08
61CSA04	61CSA10
61CSA05	

## 61L



**Long Compression Nut**  
(1) Tube O.D.

61L03	61L08
61L04	61L10
61L05	61L12
61L06	

## 61SA



**Self-Align Nut**  
(1) Tube O.D.

61SA02	61SA06
61SA03	61SA08
61SA04	61SA10
61SA05	61SA12

## 62



**Union**  
(1, 2) Tube O.D.

6202	620605
6203	6208
6204	620806
620403	6210
6205	621006
620504	621008
6206	6212
620604	6214

## 62BH



**Bulkhead Union**  
(1, 2) Tube O.D.

62BH04	62BH06
62BH05	62BH08

## 63



**Ball Check Valve**  
(1) Tube O.D.  
(2) Male NPTF Pipe  
Free Flow One Direction

630202	630402
630302	630604

## 63BI



**Brass Insert**  
(1) Tube O.D.

63BI02	63BI06
63BI03	63BI08
63BI04	63BI10
63BI05	63BI12

## BRASS COMPRESSION

64



## Union Tee

(1, 2, 3) Tube O.D.

6402	6408
6403	64080804
6404	6410
6405	6412
6406	6414
64060604	

65



## Union Elbow

(1, 2) Tube O.D.

6502	650806
6503	6510
6504	651006
6505	651008
6506	6512
650604	6514
6508	

66



## Female Connector

(1) Tube O.D.  
(2) Female NPTF Pipe

660202	660506	660812
660302	660602	661006
660304	660604	661008
660402	660606	661012
660404	660608	661208
660406	660612	661212
660408	660804	661408
660502	660806	661412
660504	660808	

68



## Male Connector

(1) Tube O.D.  
(2) Male NPTF Pipe

6802-02	6805-08	6810-06
6803-02	6806-02	6810-08
6803-04	6806-04	6810-12
6804-02	6806-06	6812-08
6804-04	6806-08	6812-12
6804-06	6806-12	6814-08
6804-08	6808-04	6814-12
6805-02	6808-06	6814-16
6805-04	6808-08	
6805-06	6808-12	

69



## Male Elbow

(1) Tube O.D.  
(2) Male NPTF Pipe

690202	690508	690812
690302	690602	691006
690304	690604	691008
690402	690606	691012
690404	690608	691208
690406	690612	691212
690408	690704	691412
690502	690804	
690504	690806	
690506	690808	

70



## Female Elbow

(1) Tube O.D.  
(2) Female NPTF Pipe

700202	700604
700302	700606
700402	700608
700404	700806
700406	700808
700408	701006
700502	701008
700504	701012
700602	701208

71



## Male Run Tee

(1, 3) Tube O.D.  
(2) Male NPTF Pipe

710202	710604
710302	710606
710402	710806
710404	710808
710502	711008
710504	711208
710602	

72



## Male Branch Tee

(1, 2) Tube O.D.  
(3) Male NPTF Pipe

720202	720606
720302	720608
720402	720804
720404	720806
720502	720808
720504	721008
720602	721208
720604	721212

78



## Female Branch Tee

(1, 2) Tube O.D.  
(3) Female NPTF Pipe

780402	780606
780404	780802
780602	780806
780604	781002

79



## 45° Male Elbow

(1) Tube O.D.  
(2) Male NPTF Pipe

790302	790604
790402	790606
790404	790806
790502	790808
790504	791008

**59PP**



**Plug**  
(1) Tube O.D.

- |           |        |
|-----------|--------|
| 59PP02    | 59PP06 |
| 59PP04    | 59PP08 |
| 59PP05/32 |        |

**62PP**



**Union**  
(1, 2) Tube O.D.

- |           |        |
|-----------|--------|
| 62PP02    | 62PP06 |
| 62PP04    | 62PP08 |
| 62PP05/32 |        |

**64PP**



**Union Tee**  
(1, 2, 3) Tube O.D.

- |        |           |
|--------|-----------|
| 64PP02 | 64PP05/32 |
| 64PP03 | 64PP06    |
| 64PP04 | 64PP08    |
| 64PP05 |           |

**65PP**



**Union Elbow**  
(1, 2) Tube O.D.

- |        |        |
|--------|--------|
| 65PP04 | 65PP06 |
| 65PP05 | 65PP08 |

**66PP**



**Female Connector**  
(1) Tube O.D.  
(2) Female NPTF Pipe

- |          |          |
|----------|----------|
| 66PP0402 | 66PP0604 |
| 66PP0404 | 66PP0606 |

**68PP**



**Male Connector**  
(1) Tube O.D.  
(2) Male NPTF Pipe

- |            |             |
|------------|-------------|
| 68PP0202   | 68PP0604    |
| 68PP0204   | 68PP0606    |
| 68PP021032 | 68PP0608    |
| 68PP0302   | 68PP0804    |
| 68PP0402   | 68PP0806    |
| 68PP0404   | 68PP0808    |
| 68PP0406   | 68PP53202   |
| 68PP041032 | 68PP53204   |
| 68PP0504   | 68PP5321032 |
| 68PP0602   |             |

**69PP**



**Male Elbow**  
(1) Tube O.D.  
(2) Male NPTF Pipe

- |          |          |
|----------|----------|
| 69PP0202 | 69PP0604 |
| 69PP0302 | 69PP0606 |
| 69PP0402 | 69PP0608 |
| 69PP0404 | 69PP0804 |
| 69PP0406 | 69PP0806 |
| 69PP0602 | 69PP0808 |

**69PPS**



**Swivel Male Elbow**  
(1) Tube O.D.  
(2) Male NPTF Pipe Swivel

- |           |              |
|-----------|--------------|
| 69PPS0202 | 69PPS0604    |
| 69PPS0402 | 69PPS0606    |
| 69PPS0404 | 69PPS0608    |
| 69PPS0406 | 69PPS0806    |
| 69PPS0502 | 69PPS0808    |
| 69PPS0504 | 69PPS53202   |
| 69PPS0602 | 69PPS5321032 |

**70PP**



**Female Elbow**  
(1) Tube O.D.  
(2) Female NPTF Pipe

- |          |          |
|----------|----------|
| 70PP0402 | 70PP0604 |
| 70PP0404 |          |

**71PP**



**Male Run Tee**  
(1, 3) Tube O.D.  
(2) Male NPTF Pipe

- |          |          |
|----------|----------|
| 71PP0202 | 71PP0604 |
| 71PP0302 | 71PP0606 |
| 71PP0402 | 71PP0806 |
| 71PP0404 |          |

**71PPS**



**Male Run Tee Swivel**  
(1, 3) Tube O.D.  
(2) Male NPTF Pipe Swivel

- |           |           |
|-----------|-----------|
| 71PPS0402 | 71PPS0604 |
| 71PPS0404 |           |

**72PP**



**Male Branch Tee**  
(1, 2) Tube O.D.  
(3) Male NPTF Pipe

- |          |          |
|----------|----------|
| 72PP0202 | 72PP0602 |
| 72PP0302 | 72PP0604 |
| 72PP0402 | 72PP0606 |
| 72PP0404 | 72PP0806 |

**72PPS**



**Swivel Male Branch Tee**  
(1, 2) Tube O.D.  
(3) Male NPTF Pipe Swivel

- |           |            |
|-----------|------------|
| 72PPS0402 | 72PPS0606  |
| 72PPS0404 | 72PPS0808  |
| 72PPS0604 | 72PPS53202 |

**77PP**



**Female Branch Tee**  
(1, 2) Tube O.D.  
(3) Female NPTF Pipe

- |          |          |
|----------|----------|
| 77PP0402 | 77PP0604 |
|----------|----------|

**82PP**



**Bulkhead Union**  
(1) Tube O.D.  
(2) Bulkhead Tube O.D.

- |        |        |
|--------|--------|
| 82PP02 | 82PP06 |
| 82PP04 |        |

# **DOT & AIR BRAKE**

# INVERTED FLARE – BRASS

## 100



**Brass Tube Nut**  
(1) Tube O.D.  
SAE 040110

10002	10006
10003	10008
10004	10010
10005	

## 105



**Steel Tube Nut**  
(1) Tube O.D.  
SAE 040110

10502	10507
10503	10508
10504	10510
10505	10512
10506	

## 138



**Cap**  
(1) Female Inverted Flare

13803	13805
13804	13806

## 139



**Brass Plug**  
(1) Male Inverted Flare

13903	13906
13904	13908
13905	

## 202



**Male Connector**  
(1) Female Inverted Flare  
(2) Male NPTF Pipe

2020202	2020602
2020302	2020604
2020304	2020606
2020402	2020806
2020404	2020808
2020502	2021006
2020504	2021008
2020506	2021212

## 252



**Female Connector**  
(1) Female Inverted Flare  
(2) Female NPTF Pipe

2520302	2520502
2520402	2520604
2520404	2520806

## 300



**Union**  
(1, 2) Female Inverted Flare

30002	30006
30003	30008
30004	30010
30005	

## 352



**45° Male Elbow**  
(1) Female Inverted Flare  
(2) Male NPTF Pipe

3520302	3520504
3520402	3520604
3520502	3520806

## 402



**Male Elbow**  
(1) Female Inverted Flare  
(2) Male NPTF Pipe

4020202	4020604
4020302	4020606
4020402	4020704
4020404	4020806
4020502	4020808
4020504	4021006
4020602	4021212

## 452



**Female Elbow**  
(1) Female Inverted Flare  
(2) Female NPTF Pipe

4520302	4520604
4520402	4520806
4520502	

## 48IF



**Male SAE/Male Inverted Flare**  
(1) Male 45° Flare  
(2) Male Inverted Flare

48IF0404	48IF0606
48IF0403	48IF0607
48IF0505	48IF0806
48IF0605	48IF0808

## 502



**Union Elbow**  
(1, 2) Female Inverted Flare

50204	50206
50205	50208

## 602



**Male Branch Tee**  
(1, 2) Female Inverted Flare  
(3) Male NPTF Pipe

6020302	6020502
6020402	6020604

## 652



**Female Branch Tee**  
(1, 2) Female Inverted Flare  
(3) Female NPTF Pipe

6520302	6520604
6520502	6520806

## 702



**Union**  
(1, 2) Female Inverted Flare

70203	70205
70204	70206

## 752



**Male Run Tee**  
(1, 3) Female Inverted Flare  
(2) Male NPTF Pipe

7520302	7520604
7520402	7520806
7520502	

# SAE 45° FLARE FITTINGS – BRASS

## 39



**Plug**  
(1) Male 45° Flare

3903	3908
3904	3910
3905	3912
3906	

## 40C



**Cap**  
(1) Female 45° Flare

40C03	40C08
40C04	40C10
40C05	40C12
40C06	

## 41



**Long Nut**  
(1) Tube O.D.

4102	4106
4103	4108
4104	4110
4105	4112

## 41S



**Short Nut**  
(1) Tube O.D.

41S02	41S07
41S03	41S08
41S04	41S10
41S05	41S12
41S06	

## 42



**Union**  
(1, 2) Male 45° Flare

4202	420806
4203	4208
4204	421006
420504	421008
4205	4210
420604	421208
420605	421210
4206	4212
420804	

## 42FF



**Brass Female SAE Flare Union**  
(1, 2) Female 45° Flare

42FF04	42FF08
42FF06	

## 43



**Ball Check Valve**  
(1) Male 45° Flare  
(2) Male NPTF Pipe  
Free Flow One Direction Only

430402	430604
--------	--------

## 44



**Tee**  
(1, 2, 3) Male 45° Flare

4402	44100610
4403	44100810
4404	44101006
44040406	44101008
4405	4410
4406	44121208
44080806	44121210
4408	4412
44080810	

Don't see it pictured? Give us a call.  
Chances are we have it or can make it.  
Call today!

# SAE 45° FLARE FITTINGS

## 45



**Flare Pipe/Tee**  
(1, 2) Male 45° Flare  
(3) Male NPTF Pipe

450202	450608
450302	450804
450402	450806
450404	450808
450406	450812
450502	451006
450504	451008
450602	451012
450604	451208
450606	451212

## 46



**Female Connector**  
(1) Male 45° Flare  
(2) Female NPTF Pipe

460202	460608
460302	460612
460402	460804
460404	460806
460406	460808
460408	460812
460502	461006
460504	461008
460602	461012
460604	461208
460606	461212

## 47



**Tube Reducer/Expander**  
(1) Female 45° Flare  
(2) Male 45° Flare

470406	470810
470604	471008
470608	471012
470806	471210

## 48



**Male Connector**  
(1) Male 45° Flare  
(2) Male NPTF Pipe

480202	480612
480302	480804
480402	480806
480404	480808
480406	480812
480408	481004
480502	481006
480504	481008
480506	481012
480602	481208
480604	481212
480606	481408
480608	

## 49



**Male Elbow**  
(1) Male 45° Flare  
(2) Male NPTF Pipe

490202	490606
490302	490608
490304	490612
490402	490804
490404	490806
490406	490808
490408	490812
490502	491006
490504	491008
490506	491012
490602	491212
490604	


## 50



**Female Elbow**  
(1) Male 45° Flare  
(2) Female NPTF Pipe

500302	500612
500402	500804
500404	500806
500406	500808
500502	500812
500504	501006
500602	501008
500604	501012
500606	501208
500608	501212

## 51



**Male Run Tee**  
(1, 3) Male 45° Flare  
(2) Male NPTF Pipe

510302	510608
510402	510804
510404	510806
510406	510808
510502	511006
510504	511008
510602	511208
510604	511212
510606	

*The first pair of numbers is the size of end 1 & 3.  
The last pair of numbers is for thread 2.*

## 52



**Union Cross**  
(1, 2, 3, 4) Male 45° Flare

5204	5208
5205	5210
5206	



# DOT FITTINGS

## 54DOT



**45° Male Elbow**

(1) Tube O.D.  
(2) Male Pipe

*Available With Male Pipe Swivel*

54DOT0404	54DOT0606	54DOT0806	54DOT1008
54DOT0602	54DOT0608	54DOT0808	54DOT1208
54DOT0604	54DOT0804	54DOT1006	54DOT1212

## 62DOT




**DOT Union Connector**

(1, 2) Tube O.D.

62DOT04	62DOT08
62DOT5/32	62DOT10
62DOT06	62DOT12

## 64DOT



**DOT Union Tee**

(1, 2, 3) Tube O.D.

64DOT04	64DOT08
64DOT06	64DOT10
64DOT060604	64DOT12

## 65DOT



**Union Elbow**

(1, 2) Tube O.D.

65DOT04	65DOT08
65DOT06	

## 66DOT



**DOT Female Pipe Connector**

(1) Tube O.D.  
(2) Female NPTF Pipe

66DOT0402	66DOT0606
66DOT0404	66DOT0806
66DOT0604	66DOT0808

## 68DOT



**DOT Male Pipe Connector**

(1) Tube O.D.  
(2) Male NPTF Pipe

68DOT0402	68DOT0602	68DOT0804	68DOT1008
68DOT0404	68DOT0604	68DOT0806	68DOT1208
68DOT0406	68DOT0606	68DOT0808	68DOT1212
68DOT5/32X1	68DOT0608	68DOT1006	

## 69DOT



**DOT Male Pipe Elbow**

(1) Tube O.D.  
(2) Male Pipe  
*Available With Male Pipe Swivel*

69DOT0604	69DOT0808
69DOT0606	69DOT1006
69DOT0608	69DOT1008
69DOT0804	69DOT1208
69DOT0806	69DOT1212

## 70DOT



**DOT Female Pipe Elbow**

(1) Tube O.D.  
(2) Female NPTF Pipe  
*Available With Male Pipe Swivel*

70DOT0402	70DOT0604
70DOT0404	70DOT0606
70DOT0406	70DOT0808

## 71DOT



**DOT Male Run Tee**

(1) Male NPTF Pipe  
(2, 3) Tube O.D.  
*Available With Male Pipe Swivel*

71DOT0402	71DOT0606
71DOT0404	71DOT0806
71DOT0604	

*If you desire Swivel, add an "S" to the end of the part number when ordering for series 54, 69, 70, 71, 72 & 77.*

## 72DOT



**DOT Male Branch Tee**

(1, 2) Tube O.D.  
(3) Male NPTF Pipe  
*Available With Male Pipe Swivel*

72DOT0402	72DOT0606
72DOT0404	72DOT0804
72DOT0604	72DOT0806

## 77DOT



**DOT Female Branch Tee**

(1, 2) Tube O.D.  
(3) Female NPTF Pipe  
*Available With Female Pipe Swivel*

77DOT0402	77DOT0604
77DOT0404	77DOT0606

## 82DOT



**DOT Bulkhead Union**

(1) Tube O.D.  
(2) Male Pipe

82DOT04	82DOT08
82DOT06	82DOT10

## 86DOT



**DOT Female Bulkhead Union**

(1) Tube  
(2) Female Pipe

86DOT0402	86DOT0604
86DOT0404	86DOT0606

## NYLON AIR BRAKE TUBING

### NABT



Nylon Air Brake Tube

#### BENEFITS

- Meets DOT FMVSS 49CFR 571.106
- Meets SAE spec J844
- Temperature range -40° F to + 200° F (-40° C to +93° C)
- Working pressure 150 PSI (10.3 BAR)

PART NO.	TUBE O.D. (IN.)	HOSE O.D.	I.D.	WORKING PRESSURE	BURST PRESSURE	REEL LENGTH
NABT04-100	1/4	0.25	0.17	150	1200	100
NABT04-500	1/4	0.25	0.17	150	1200	500
NABT04-1000	1/4	0.25	0.17	150	1200	1000
NABT06-100	3/8	0.375	0.251	150	1400	100
NABT06-500	3/8	0.375	0.251	150	1400	500
NABT06-1000	3/8	0.375	0.251	150	1400	1000
NABT08-100	1/2	0.5	0.376	150	950	100
NABT08-250	1/2	0.5	0.376	150	950	250
NABT08-500	1/2	0.5	0.376	150	950	500
NABT10-100	5/8	0.625	0.441	150	900	100
NABT10-250	5/8	0.625	0.441	150	900	250
NABT12-100	3/4	0.75	0.566	150	800	100
NABT12-250	3/4	0.75	0.566	150	800	250

Available in multiple colors.

Call 1-800-255-0298

or email [sales@krjohnson.com](mailto:sales@krjohnson.com).

# NYLON AIR BRAKE FITTINGS

## 60NAB



**Sleeve**  
(1) Tube O.D.  
SAE 100115

60NAB04	60NAB10
60NAB06	60NAB12
60NAB08	

## 60NBI



**Brass Insert**  
(1) Tube O.D.

60NBI04	60NBI10
60NBI06	60NBI12
60NBI08	

## 60NSI



**Stainless Insert**  
(1) Tube O.D.

60NSI04	60NSI10
60NSI06	60NSI12
60NSI08	

## 61NAB



**Nut**  
(1) Tube O.D.  
SAE 100110

61NAB04	61NAB10
61NAB06	61NAB12
61NAB08	

## 62NAB



**Union**  
(1, 2) Tube O.D.  
SAE 100101BA

62NAB04	62NAB10
62NAB06	62NAB12
62NAB08	

## 62NBH



**Bulkhead Union**  
(1) Tube O.D.  
(2) Bulkhead Tube O.D.

62NBH04	62NBH08
62NBH06	

## 64NAB



**Union Tee**  
(1, 2, 3) Tube O.D.  
SAE 100401BA

64NAB04	64NAB08
64NAB06	64NAB10

## 65NAB



**Union Elbow**  
(1, 2) Tube O.D.  
SAE 100201BA

65NAB04	65NAB08
65NAB06	65NAB10

## 66NAB



**Female Connector**  
(1) Tube O.D.  
(2) Female NPTF Pipe  
SAE 100103BA

66NAB0402	66NAB0806
66NAB0404	66NAB0808
66NAB0602	66NAB1006
66NAB0604	66NAB1008
66NAB0606	

## 68NAB



**Male Connector**  
(1) Tube O.D.  
(2) Male NPTF Pipe  
SAE 100102BA

68NAB0402	68NAB0804
68NAB0404	68NAB0806
68NAB0406	68NAB0808
68NAB0602	68NAB1006
68NAB0604	68NAB1008
68NAB0606	68NAB1208
68NAB0608	68NAB1212

## 69NAB



**Male Elbow**  
(1) Tube O.D.  
(2) Male NPTF Pipe  
SAE 100202BA

69NAB0402	69NAB0804
69NAB0404	69NAB0806
69NAB0406	69NAB0808
69NAB0602	69NAB1006
69NAB0604	69NAB1008
69NAB0606	69NAB1208
69NAB0608	69NAB1212

## 70NAB



**Female Elbow**  
(1) Tube O.D.  
(2) Female NPTF Pipe  
SAE 100203BA

70NAB0402	70NAB0606
70NAB0404	70NAB0806
70NAB0602	70NAB0808
70NAB0604	70NAB1008

# NYLON AIR BRAKE FITTINGS

## 71NAB



**Male Run Tee**  
 (1, 3) Tube O.D.  
 (2) Male NPTF Pipe  
 SAE 100424BA

71NAB0402	71NAB0806
71NAB0404	71NAB0808
71NAB0604	71NAB1008
71NAB0606	

## 72NAB



**Male Branch Tee**  
 (1, 2) Tube O.D.  
 (3) Male NPTF Pipe  
 SAE 100425BA

72NAB0402	72NAB0804
72NAB0404	72NAB0806
72NAB0602	72NAB0808
72NAB0604	72NAB1008
72NAB0606	

## 77NAB



**Female Branch Tee**  
 (1, 2) Tube O.D.  
 (3) Female NPTF

77NAB0604	77NAB1004
-----------	-----------

## 79NAB



**45° Male Elbow**  
 (1) Tube O.D.  
 (2) Male NPTF Pipe

72NAB0402	79NAB0608
72NAB0404	79NAB0804
72NAB0602	79NAB0806
72NAB0604	79NAB0808
72NAB0606	79NAB1008

Don't see it pictured? Give us a call.  
 Chances are we have it or can make it.  
 Call today!

## DRAIN COCKS

## DC100



External Seats  
(1) Male NPTF Pipe

DC10002      DC10006  
DC10004      DC10008

## DC100E



External Seat w/Extension  
(1) Male NPTF Pipe

DC100E02      DC100E04

## DC200



Internal Seat  
(1) Male NPTF Pipe

DC20002      DC20006  
DC20004

## DC300



Tee Handle Drain Cock  
(1) Male NPTF Pipe

DC30002      DC30006  
DC30004

## DC400



Angle Bib Drain  
(1) Male NPTF Pipe  
(2) Hose I.D.

DC4000204      DC4000404

## DC500



Air Vent  
(1) Male NPTF Pipe

DC50002

## SHUTOFF COCKS

Forged brass bodies and handles.

## SC3152



Lever Handle  
(1) Male NPTF Pipe

SC315202      SC315206  
SC315204

## SC3200



Male to Female Pipe  
(1) Male NPTF Pipe  
(2) Female NPTF Pipe

SC320002      SC320006  
SC320004

## SC3300



Female Pipe  
(1, 2) Female NPTF Pipe

SC330002      SC330006  
SC330004

## SC3325



Male Pipe  
(1, 2) Male NPTF Pipe

SC332502      SC332506  
SC332504

## SC42



Flare Union  
(1, 2) Male 45° Flare

SC4204      SC4208  
SC4205

## SC48



Flare to Male Pipe  
(1) Male 45° Flare  
(2) Male NPTF Pipe

SC480402      SC480604  
SC480404      SC480806  
SC480502

## SC62



Compression Union  
(1, 2) Tube O.D.

SC6204      SC6206

## SC68



Compressions to Male Pipe  
(1) Tube O.D.  
(2) Male NPTF Pipe

SC680402      SC680604

# NEEDLE VALVES

## NV3200



**Male to Female Pipe**  
 (1) Male NPTF Pipe  
 (2) Female NPTF Pipe

NV320002      NV320004

## NV3300



**Female Pipe**  
 (1, 2) Female NPTF Pipe

NV330002      NV330004

## NV3325



**Male Pipe**  
 (1, 2) Male NPTF Pipe

NV332502      NV332504

## NV42



**Flare Union**  
 (1, 2) Male 45° Flare

NV4204      NV4206

## NV48



**Flare to Male Pipe**  
 (1) Male 45° Flare  
 (2) Male NPTF Pipe

NV480404      NV480604

## NV49



**90° Flare to Male Pipe**  
 (1) Male 45° Flare  
 (2) Male NPTF Pipe

NV490402      NV490504  
 NV490502      NV490604

## NV62



**Compression Union**  
 (1, 2) Tube O.D.

NV6204      NV6206


## NV68



**Compression to Male Pipe**  
 (1) Tube O.D.  
 (2) Male NPTF Pipe

NV680402      NV680604

## NV69



**90° Compression to Pipe**  
 (1) Tube O.D.  
 (2) Male NPTF Pipe

NV690402

## TV3400



**90° Female to Male Pipe**  
 (1) Female NPTF Pipe  
 (2) Male NPTF Pipe

TV340006

## TV4109



**90° Hose to Male Pipe**  
 (1) Hose I.D.  
 (2) Male NPTF Pipe

TV41090606      TV41091008  
 TV41090806      TV41091208  
 TV41091006

## TV4501



**90° Hose to Male Pipe**  
 (1) Hose I.D.  
 (2) Male NPTF Pipe

TV45011006

# TECHNICAL INFO

# THREAD IDENTIFICATION

DASH SIZE	2	3	4	5	6	7	8	10	12	14	16	20	24	32	40	48
TUBE O.D.	1/8	3/16	1/4	5/16	3/8	7/16	1/2	5/8	3/4	7/8	1	1 1/4	1 1/2	2	2 1/2	3
HOSE I.D.	1/8	3/16	1/4	5/16	3/8		1/2	5/8	3/4		1	1 1/4	1 1/2	2	2 1/2	3
JIC 37°	5/16-24	3/8-24	7/16-20	1/2-20	9/16-18		3/4-16	7/8-14	1 1/16-12	1 3/16-12	1 5/16-12	1 5/8-12	1 7/8-12	2 1/2-12	3-12	3 1/2-12
SAE O-RING	5/16-24	3/8-24	7/16-20	1/2-20	9/16-18		3/4-16	7/8-14	1 1/16-12	1 3/16-12	1 5/16-12	1 5/8-12	1 7/8-12	2 1/2-12		
NPTF PIPE	1/8-27		1/4-18		3/8-18		1/2-14		3/4-14		1-11 1/2	1 1/4-11 1/2	1 1/2-11 1/2	2-11 1/2	2 1/2-8	3-8
NPSM SWIVEL	1/8-27		1/4-18		3/8-18		1/2-14		3/4-14		1-11 1/2	1 1/4-11 1/2	1 1/2-11 1/2	2-11 1/2		
FLAT FACE			9/16-18		11/16-16		1 3/16-16	1-14	1 3/16-12		1 7/16-12	1 11/16-12	2-12			
BRITISH THREAD BSPP	1/8-28		1/4-19		3/8-19		1/2-14		3/4-14		1-11	1 1/4-11	1 1/2-11			
METRIC THREAD	10 M10X1.0	12 M12X1.5	14 M14X1.5	16 M16X1.5	18 M18X1.5	20 M20X1.5	22 M22X1.5	24 M24X1.5	26 M26X1.5	27 M27X2.0	30 M30X2.0	33 M33X2.0	36 M36X2.0	42 M42X2.0	48 M48X2.0	
INVERTED FLARE	5/16-28	3/8-24	7/16-24	1/2-20	5/8-18	11/16-18	3/4-18	7/8-18	1 1/16-16							
SAE 45°	5/16-24	3/8-24	7/16-20	1/2-20	5/8-18	11/16-24	3/4-16	7/8-14	1 1/16-14							
AIR BRAKE			7/16-24		17/32-24		11/16-20	13/16-18	1-18							
CODE 61 FLANGE O.D.							1.19	1.335	1.50		1.75	2	2.38	2.81	3.31	4
CODE 62 FLANGE O.D.							1.25		1.62		1.88	2.12	2.50	3.12		



# PRESSURE RATINGS

## SAE J514 WORKING PRESSURE RATINGS

Capable of 4 to 1 Minimum Burst

In the case of a fitting that is a jump size, it is recommended that the lower pressure of the two ends must be recognized as the working pressure rating for that fitting. This is also the case if the fitting has one or more different style ends. For example, straight treads to pipe threads. In this case it is also recommended that the lower pressure rating of the two different style ends must be recognized as the working pressure rating for that fitting.

NOM SAE DASH SIZE	NOM TUBE O.D. MM.	NOM TUBE CO IN.	STR THREAD SIZE	NOM PIPE SIZE	RIGID SAE STR THREADS UNIONS & BULK HEAD MPA	RIGID SAE STD THREADS & FEMALE SWIVEL PSI	ADJ SAE STD THREAD & FEMALE SWIVEL MPA	ADJ SAE STD THREAD & FEMALE SWIVEL PSI	FITTINGS WITH PIPE THREAD MPA	FITTINGS WITH PIPE THREAD PSI	NPSM STD PIPE THREAD MAXIMUM OPERATING PRESSURE MPA	NPSM STD PIPE THREAD MAXIMUM OPERATING PRESSURE PSI
2	3.18	0.125	5/16-24	1/8	34.5	5,000	34.5	5,000	34.5	5,000	34.5	5,000
3	4.76	0.188	3/8-24	1/8	34.5	5,000	34.5	5,000	34.5	5,000	-	-
4	6.35	0.250	7/16-20	1/8	34.5	5,000	31.0	4,500	34.5	5,000	34.5	5,000
5	7.94	0.313	1/2-20	1/8	34.5	5,000	27.5	4,000	34.5	5,000	-	-
6	9.52	0.375	9/16-18	1/4	34.5	5,000	27.5	4,000	27.5	4,000	27.5	4,000
8	12.770	0.500	3/4-16	3/8	31.0	4,500	21.0	4,000	21.0	3,000	24.1	3,500
10	15.88	0.625	7/8-14	1/2	24.0	3,500	21.0	3,000	21.0	3,000	-	-
12	19.05	0.750	1 1/16-12	3/4	24.0	3,500	17.0	3,000	17.0	2,500	15.5	2,250
14	22.22	0.875	1 3/16-12	3/4	21.0	3,000	17.0	2,500	17.0	2,500	-	-
16	25.40	1.000	1 5/16-12	1	21.0	3,000	14.0	2,500	14.0	2,000	13.8	2,000
20	31.75	1.250	1 5/8-12	1 1/4	17.0	2,500	8.0	2,000	8.0	1,150	11.2	1,625
24	38.10	1.500	1 7/8-12	1 1/2	14.0	2,000	7.0	1,500	7.0	1,000	8.6	1,250
32	50.30	2.000	2 1/2-12	2	10.5	1,500	7.0	1,125	7.0	1,000	7.8	1,125

## SAE J1453 WORKING, PROOF & MINIMUM

Face Seal Fittings

In the case of a fitting that is a jump size, it is recommended that the lower pressure of the two ends must be recognized as the working pressure rating for that fitting. This is also the case if the fitting has one or more different style ends. For example, straight treads to pipe threads. In this case it is also recommended that the lower pressure rating of the two different style ends must be recognized as the working pressure rating for that fitting.

NOM SAE DASH SIZE	STR FITTINGS WORKING MPA	STR FITTINGS WORKING PSI	STR FITTINGS PROOF MPA	STR FITTINGS PROOF PSI	STR FITTINGS MIN BURST MPA	STR FITTINGS MIN BURST PSI	ADJ FITTINGS WORKING MPA	ADJ FITTINGS WORKING PSI	ADJ FITTINGS PROOF MPA	ADJ FITTINGS PROOF PSI	ADJ FITTINGS MIN BURST MPA	ADJ FITTINGS MIN BURST PSI
4	41.3	6,000	82.5	12,000	165	24,000	41.3	6,000	82.5	12,000	165.0	24,000
6	41.3	6,000	82.5	12,000	165	24,000	41.3	6,000	82.5	12,000	165.0	24,000
8	41.3	6,000	82.5	12,000	165	24,000	41.3	6,000	82.5	12,000	165.0	24,000
10	41.3	6,000	82.5	12,000	165	24,000	41.3	6,000	82.5	12,000	165.0	24,000
12	41.3	6,000	82.5	12,000	165	24,000	41.3	6,000	82.5	12,000	165.0	24,000
14	41.3	6,000	82.5	12,000	165	24,000	41.3	6,000	82.5	12,000	165.0	24,000
16	41.3	6,000	82.5	12,000	165	24,000	34.5	5,000	69.9	10,000	138.0	20,000
20	27.5	4,000	55.0	8,000	110	8,000	27.5	4,000	55.0	8,000	110.0	16,000
24	27.5	4,000	55.0	8,000	110	8,000	20.7	3,000	41.3	6,000	82.5	12,000

# PRESSURE RATINGS

## SAE J518 MAXIMUM WORKING PRESSURE RATINGS

### Code 61 Flange Fittings

NOM FLANGE SIZE INCH	MAX RECOMMENDED WORKING PRESSURE MPA	MAX RECOMMENDED WORKING PRESSURE PSI
1/2	34.5	5,000
3/4	34.5	5,000
1	32	4,600
1 1/4	27.6	4,000
1 1/2	20.7	3,000
2	20.7	3,000

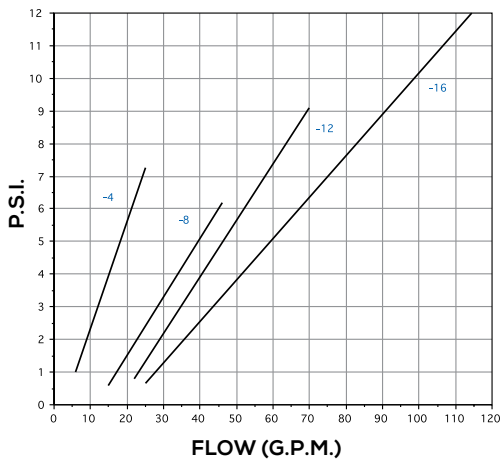
### Code 62 Flange Fittings

NOM FLANGE SIZE INCH	MAX RECOMMENDED WORKING PRESSURE MPA	MAX RECOMMENDED WORKING PRESSURE PSI
1/2	41.4	6,000
3/4	41.4	6,000
1	41.4	6,000
1 1/4	41.4	6,000
1 1/2	41.4	6,000
2	41.4	6,000

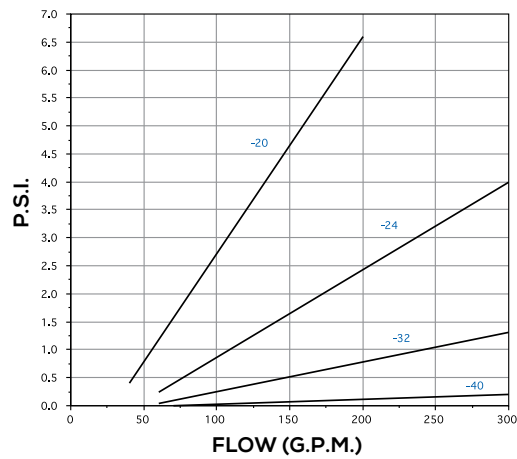
# LIVE SWIVELS

## PRESSURE DROP

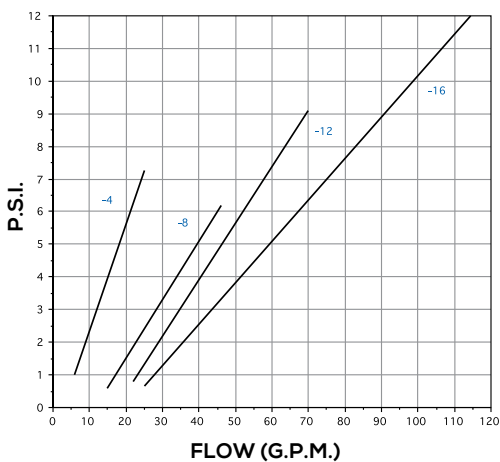
"9SS" 90° #4-16



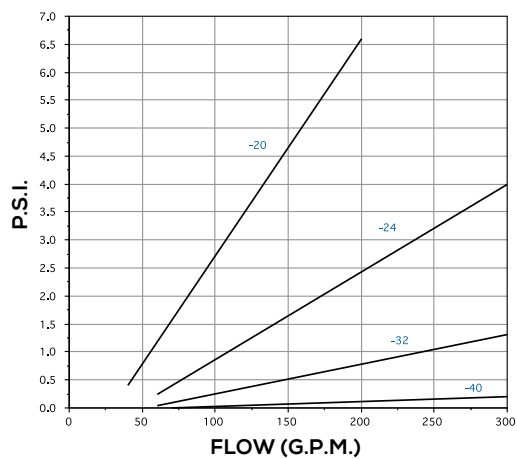
"9SS" 90° #20-32



"SS" Inline #4-16






"SS" Inline #20-40









Tests conducted with 150 SUS oil at 100°F with Female Pipe (FP) X Female Pipe (FP)

# PIPE

Simply place your adapter over the thread profiles to determine the correct size.

<b>SIZE</b>			
INCH	1/8"	1/4"	3/8"
O.D.	.41"	.54"	.68"
THREAD	1/8-27	1/4-18	3/8-18

<b>SIZE</b>			
INCH	1/2"	3/4"	1"
O.D.	.84"	1.06"	1.31"
THREAD	1/2-14	3/4-14	1-11 1/2

<b>SIZE</b>			
INCH	1 1/4"	1 1/2"	2"
O.D.	1.66"	1.90"	2.375"
THREAD	1 1/4-11 1/2	1 1/2-11 1/2	2-11 1/2

## PRESSURE RATING (PSI)

	NPTF ENDS	UNION
-2	5000	5000
-4	4000	5000
-6	3000	4000
-8	3000	3500
-12	2500	2250
-16	2000	2000
-20	1150	1625
-24	1000	1250
-32	1000	1125

## TORQUE RATING

	NPTF ENDS FT/LBS	UNION FT/LBS	FLATS
-2	12	13	1-1.75
-4	25	20	1-1.75
-6	40	25	1-1.75
-8	54	47	.75-1.5
-12	78	84	.75-1.5
-16	112	129	.75-1.5
-20	154	152	.75-1.5
-24	211	152	.75-1.5
-32	300	300	.75-1.5

*Recommended torque values and actual torque should be based on the application.*



# JIC ADAPTERS

Simply place your adapter over the thread profiles to determine the correct size.

**SIZE**



INCH	1/8"	3/16"	1/4"
O.D.	.31"	.38"	.44"
THREAD	5/16-24	3/8-24	7/16-20

**SIZE**



INCH	5/16"	3/8"	1/2"
O.D.	.50"	.56"	.75"
THREAD	1/2-20	9/16-18	3/4-16

**SIZE**



INCH	5/8"	3/4"	7/8"
O.D.	.88"	1.06"	1.18"
THREAD	7/8-14	1 1/16-12	1 3/16-12

**SIZE**




INCH	1"	1 1/4"	1 1/2"
O.D.	1.31"	1.63"	1.88"
THREAD	1 5/16-12	1 5/8-12	1 7/8-12

# JIC ADAPTERS

Simply place your adapter over the thread profiles to determine the correct size.

SIZE



INCH	2"
O.D.	2.5"
THREAD	2 1/2-12

## PRESSURE RATING (PSI)

	37° FLARED TUBE UNIONS & BULKHEADS	37° FEMALE SWIVELS
-2	5000	5000
-3	5000	5000
-4	5000	4500
-5	5000	4000
-6	5000	4000
-8	4500	4000
-10	3500	3000
-12	3500	3000
-14	3000	2500
-16	3000	2500
-20	2500	2000
-24	2000	1500
-32	1500	1125

## TORQUE RATINGS

	FT/LBs	FLATS
-2	6-7	
-3	8-9	
-4	11-12	2
-5	14-15	2
-6	18-20	1.5
-8	36-39	1.5
-10	57-63	1.5
-12	79-88	1.25
-14	94-103	1.25
-16	108-113	1
-20	127-133	1
-24	158-167	1
-32	245-258	1

*Recommended torque values and actual torque should be based on the application.*



## SAE O-RING

Simply place your adapter over the thread profiles to determine the correct size.

**SIZE**

**-2**

**-3**

**-4**

INCH	1/8"	3/16"	1/4"
O.D.	.31"	.38"	.44"
THREAD	5/16-24	3/8-24	7/16-20

**SIZE**

**-5**

**-6**

**-8**

INCH	5/16"	3/8"	1/2"
O.D.	.50"	.56"	.75"
THREAD	5/16-24	9/16-18	3/4-16

**SIZE**

**-10**

**-12**

**-14**

INCH	5/8"	3/4"	7/8"
O.D.	.88"	1.06"	1.18"
THREAD	7/8-14	1 1/16-12	1 3/16-12

**SIZE**

**-16**

**-20**


**-24**

INCH	1"	1-1/4"	1-1/2"
O.D.	1.31"	1.63"	1.88"
THREAD	1 5/16-12	1 5/8-12	1 7/8-12

# SAE O-RING

Simply place your adapter over the thread profiles to determine the correct size.

SIZE



INCH	2"
O.D.	2.50"
THREAD	2 1/2-12

## PRESSURE RATING (PSI)

	RIGID SAE THREAD	ADJUSTABLE SAE & FEMALE SWIVEL
-2	5000	5000
-3	5000	5000
-4	5000	4500
-5	5000	4000
-6	5000	4000
-8	4500	4000
-10	3500	3000
-12	3500	3000
-14	3000	2500
-16	3000	2500
-20	2500	2000
-24	2000	1500
-32	1500	1125

## TORQUE RATINGS

	FT/LBs
-2	6-7
-3	8-9
-4	13-15
-5	17-19
-6	22-24
-8	40-43
-10	43-48
-12	68-75
-14	90-99
-16	112-123
-20	146-161
-24	154-170
-32	218-240




*Recommended torque values and actual torque should be based on the application.*










## FACE SEAL

Simply place your adapter over the thread profiles to determine the correct size.

<b>SIZE</b>			
INCH	1/4"	3/8"	1/2"
O.D.	.56"	.68"	.81"
THREAD	9/16-18	11/16-16	13/16-16


<b>SIZE</b>			
INCH	5/8"	3/4"	1"
O.D.	1.00"	1.18"	1.44"
THREAD	1-14	1 3/16-12	1 7/16-12

<b>SIZE</b>		
INCH	1-1/4"	1-1/2"
O.D.	1.68"	2.00"
THREAD	1 11/16-12	2-12

# FACE SEAL

Simply place your adapter over the thread profiles to determine the correct size.

SIZE



INCH	2"
O.D.	2.50"
THREAD	2 1/2-12

## PRESSURE RATING (PSI)

	ORFS TUBE, UNIONS & BULKHEADS	NON-ADJUSTABLE MALE	ADJUSTABLE MALE
-4	6000	6000	6000
-5	6000	6000	6000
-6	6000	6000	6000
-8	6000	6000	6000
-10	6000	6000	6000
-12	6000	6000	6000
-14	6000	6000	6000
-16	6000	6000	5000
-20	4000	4000	4000
-24	4000	4000	3000

## TORQUE RATING



	FT/LBS
-4	18
-6	18-20
-8	40
-10	44
-12	66
-16	92
-20	125
-24	147




*Recommended torque values and actual torque should be based on the application.*






## BRITISH THREAD

Simply place your adapter over the thread profiles to determine the correct size.

<b>SIZE</b>			
INCH	1/8"	1/4"	3/8"
O.D.	.37"	.50"	.64"
THREAD	1/8-28	1/4-19	3/8-19


<b>SIZE</b>			
INCH	1/2"	5/8"	3/4"
O.D.	.80"	.89"	1.02"
THREAD	1/2-14	5/8-14	3/4-14

<b>SIZE</b>			
INCH	1"	1-1/4"	1-1/2"
O.D.	1.28"	1.62"	1.85"
THREAD	1-11	1 1/4-11	1 1/2-11

# BRITISH THREAD

Simply place your adapter over the thread profiles to determine the correct size.

SIZE



INCH	2"
O.D.	2.31"
THREAD	2-11



## PRESSURE RATING (PSI)

	NPTF ENDS	UNION
-2	5000	5000
-4	4000	5000
-6	3000	4000
-8	3000	3500
-12	2500	2250
-16	2000	2000
-20	1150	1625
-24	1000	1250
-32	1000	1125

## TORQUE RATINGS

	NPTF ENDS FT/LBS	UNION FT/LBS	FLATS
-2	12	13	1-1.75
-4	25	20	1-1.75
-6	40	25	1-1.75
-8	54	47	.75-1.5
-12	78	84	.75-1.5
-16	112	129	.75-1.5
-20	154	152	.75-1.5
-24	211	152	.75-1.5
-32	300	300	.75-1.5

*Recommended torque values and actual torque should be based on the application.*

## METRIC THREAD

Simply place your adapter over the thread profiles to determine the correct size.

<b>SIZE</b>	<b>10</b>	<b>12</b>	<b>14</b>
MM	10MM	12MM	14MM
THREAD	M10X1.0	M12X1.5	M14X1.5


<b>SIZE</b>	<b>16</b>	<b>18</b>	<b>20</b>
MM	16MM	18MM	20MM
THREAD	M16X1.5	M18X1.5	M20X1.5

<b>SIZE</b>	<b>22</b>	<b>24</b>	<b>26</b>
MM	22MM	24MM	26MM
THREAD	M22X1.5	M24X1.5	M26X1.5

<b>SIZE</b>	<b>27</b>	<b>30</b>	<b>33</b>
MM	27MM	30MM	33MM
THREAD	M27X2.0	M30X2.0	M33X2.0

## METRIC THREAD

Simply place your adapter over the thread profiles to determine the correct size.



MM	36MM	42MM	48MM
THREAD	M36X2.0	M42X2.0	M48X2.0

### PRESSURE RATING (PSI)

NOMINAL TUBE O.D.	THREAD	MWP	THREAD	MWP	THREAD	MWP
4 MM	M8X1.0	1500				
6 MM	M10X1.0	1500	M12X1.5	3750	M14X1.5	9450
8 MM	M12X1.0	1500	M14X1.5	3750	M16X1.5	9450
10 MM	M14X1.0	1500	M16X1.5	3750	M18X1.5	9450
12 MM	M16X1.0	1500	M18X1.5	3750	M20X1.5	9450
14 MM					M22X1.5	9450
15 MM			M22X1.5	3750		
16 MM					M24X1.5	6000
18 MM			M26X1.5	2400		
20 MM					M30X2.0	6000
22 MM			M30X2.0	2400		
25 MM					M36X2.20	6000
28 MM			M36X2.0	1500PSI		
30 MM					M42X2.0	3750
35 MM			M45X2.0	1500		
38 MM					M52X2.0	3750
42 MM			M52X2.0	1500		

### TORQUE RATING

	FT/LBS
-10	10-20
-12	10-20
-14	20-35
-16	25-40
-18	30-45
-20	35-50
-22	40-70
-24	40-70
-26	60-100
-27	80-120
-30	80-120
-33	80-120
-36	100-150
-42	150-220
-48	180-250

*Recommended torque values and actual torque should be based on the application.*